

Image Formation

- Origins of image formation
- Perspective projection in art
- Perspective projection in art
- Perspective projection in art
- Perspective projection in art
- Perspective projection in art
- Mathematics of perspective projection
- Mathematics of perspective projection
- An ideal perspective camera
- An ideal perspective camera
- Intrinsic camera parameters
- The intrinsic parameter matrix
- The intrinsic parameter matrix
- Spherical perspective projection
- Radial distortion
- Radial distortion
- Preimage of points and lines
- Preimage and coimage
- Preimage and coimage of points and lines
- Summary
- Projective geometry
- Projective geometry

Image Formation

Origins of image formation

Image Formation

● Origins of image formation

- Perspective projection in art
- Perspective projection in art
- Perspective projection in art
- Perspective projection in art
- Perspective projection in art
- Mathematics of perspective projection
- Mathematics of perspective projection
- An ideal perspective camera
- An ideal perspective camera
- Intrinsic camera parameters
- The intrinsic parameter matrix
- The intrinsic parameter matrix
- Spherical perspective projection
- Radial distortion
- Radial distortion
- Preimage of points and lines
- Preimage and coimage
- Preimage and coimage of points and lines
- Summary
- Projective geometry
- Projective geometry

The study of the image formation process has a long history. The earliest formulations of the geometry of image formation can be traced back to **Euclid (4th century B.C.)**. Examples of a partially correct **perspective projection** are visible in the **frescoes and mosaics of Pompeii (1 B.C.)**.

These skills seem to have been lost with the fall of the Roman empire. Correct perspective projection emerged again around 1000 years later in early **Renaissance art**.

Among the proponents of perspective projection are the Renaissance artists **Brunelleschi, Donatello** and **Alberti**. The first treatise on the projection process, “**Della Pictura**” was published by **Leon Battista Alberti**).

Apart from the geometry of image formation, the study of the **interaction of light with matter** was propagated by artists like **Leonardo da Vinci** in the 1500s and by Renaissance painters such as **Caravaggio** and **Raphael**.

Perspective projection in art

Image Formation

- Origins of image formation
- Perspective projection in art
- Perspective projection in art
- Perspective projection in art
- Perspective projection in art
- Mathematics of perspective projection
- Mathematics of perspective projection
- An ideal perspective camera
- An ideal perspective camera
- Intrinsic camera parameters
- The intrinsic parameter matrix
- The intrinsic parameter matrix
- Spherical perspective projection
- Radial distortion
- Radial distortion
- Preimage of points and lines
- Preimage and coimage
- Preimage and coimage of points and lines
- Summary
- Projective geometry
- Projective geometry



Filippo Lippi, “The Feast of Herod: Salome’s Dance.”
Fresco, Cappella Maggiore, Duomo, Prato, Italy, c.1460-1464.

Perspective projection in art

Image Formation

- Origins of image formation
- Perspective projection in art
- Perspective projection in art
- Perspective projection in art
- Perspective projection in art
- Mathematics of perspective projection
- Mathematics of perspective projection
- An ideal perspective camera
- An ideal perspective camera
- Intrinsic camera parameters
- The intrinsic parameter matrix
- The intrinsic parameter matrix
- Spherical perspective projection
- Radial distortion
- Radial distortion
- Preimage of points and lines
- Preimage and coimage
- Preimage and coimage of points and lines
- Summary
- Projective geometry
- Projective geometry




Raphael, The School of Athens

Perspective projection in art

Image Formation

- Origins of image formation
- Perspective projection in art
- Perspective projection in art
- Perspective projection in art
- Perspective projection in art
- Perspective projection in art
- Mathematics of perspective projection
- Mathematics of perspective projection
- An ideal perspective camera
- An ideal perspective camera
- Intrinsic camera parameters
- The intrinsic parameter matrix
- The intrinsic parameter matrix
- Spherical perspective projection
- Radial distortion
- Radial distortion
- Preimage of points and lines
- Preimage and coimage
- Preimage and coimage of points and lines
- Summary
- Projective geometry
- Projective geometry



Dürer's machine

Perspective projection in art

Image Formation

- Origins of image formation
- Perspective projection in art
- Perspective projection in art
- Perspective projection in art
- Perspective projection in art
- Perspective projection in art
- Mathematics of perspective projection
- Mathematics of perspective projection
- An ideal perspective camera
- An ideal perspective camera
- Intrinsic camera parameters
- The intrinsic parameter matrix
- The intrinsic parameter matrix
- Spherical perspective projection
- Radial distortion
- Radial distortion
- Preimage of points and lines
- Preimage and coimage
- Preimage and coimage of points and lines
- Summary
- Projective geometry
- Projective geometry




Satire by Hogarth 1753

Perspective projection in art

Image Formation

- Origins of image formation
- Perspective projection in art
- Perspective projection in art
- Perspective projection in art
- Perspective projection in art
- Perspective projection in art
- Mathematics of perspective projection
- Mathematics of perspective projection
- An ideal perspective camera
- An ideal perspective camera
- Intrinsic camera parameters
- The intrinsic parameter matrix
- The intrinsic parameter matrix
- Spherical perspective projection
- Radial distortion
- Radial distortion
- Preimage of points and lines
- Preimage and coimage
- Preimage and coimage of points and lines
- Summary
- Projective geometry
- Projective geometry



M.C. Escher, Another World 1947

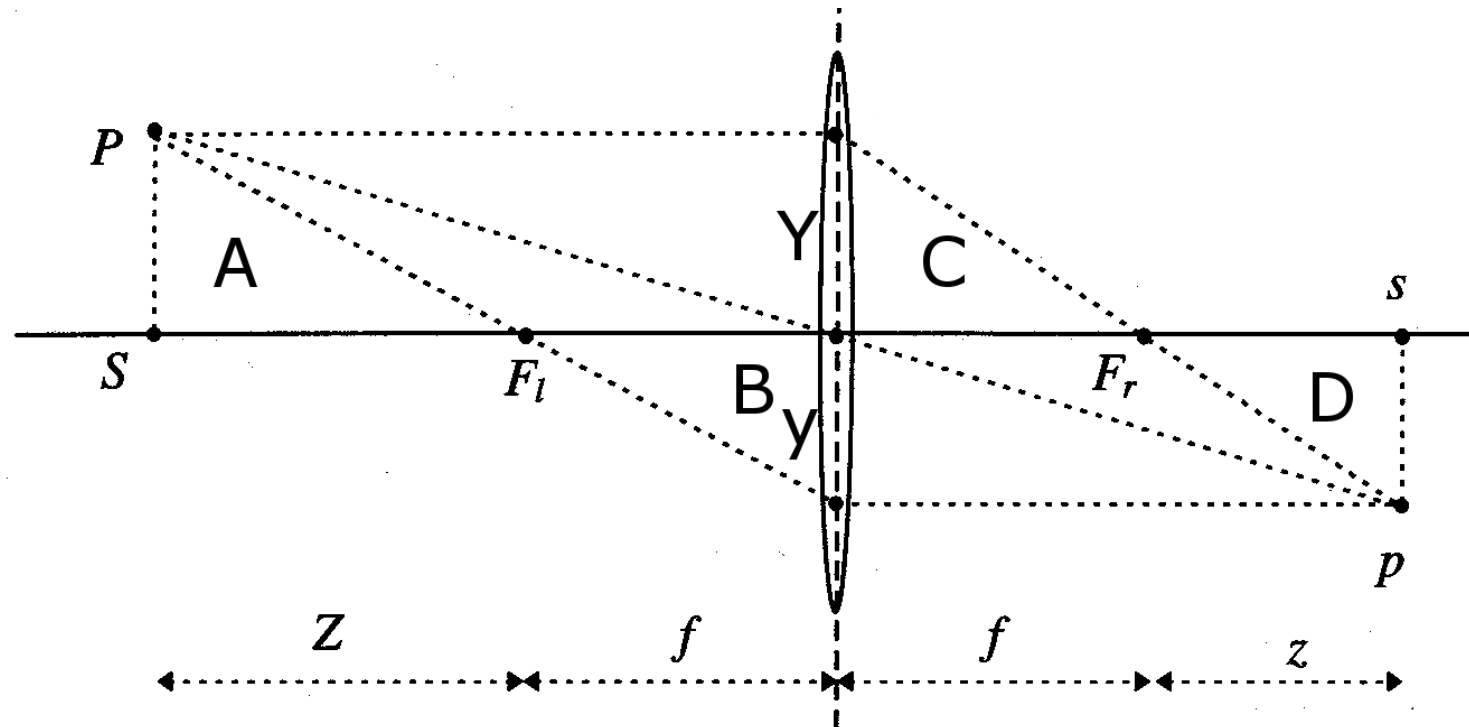


Escher, Belvedere 1958

Mathematics of perspective projection

Image Formation

- Origins of image formation
- Perspective projection in art
- Perspective projection in art
- Perspective projection in art
- Perspective projection in art
- Perspective projection in art
- Mathematics of perspective projection
- Mathematics of perspective projection
- An ideal perspective camera
- An ideal perspective camera
- Intrinsic camera parameters
- The intrinsic parameter matrix
- The intrinsic parameter matrix
- Spherical perspective projection
- Radial distortion
- Radial distortion
- Preimage of points and lines
- Preimage and coimage
- Preimage and coimage of points and lines
- Summary
- Projective geometry
- Projective geometry



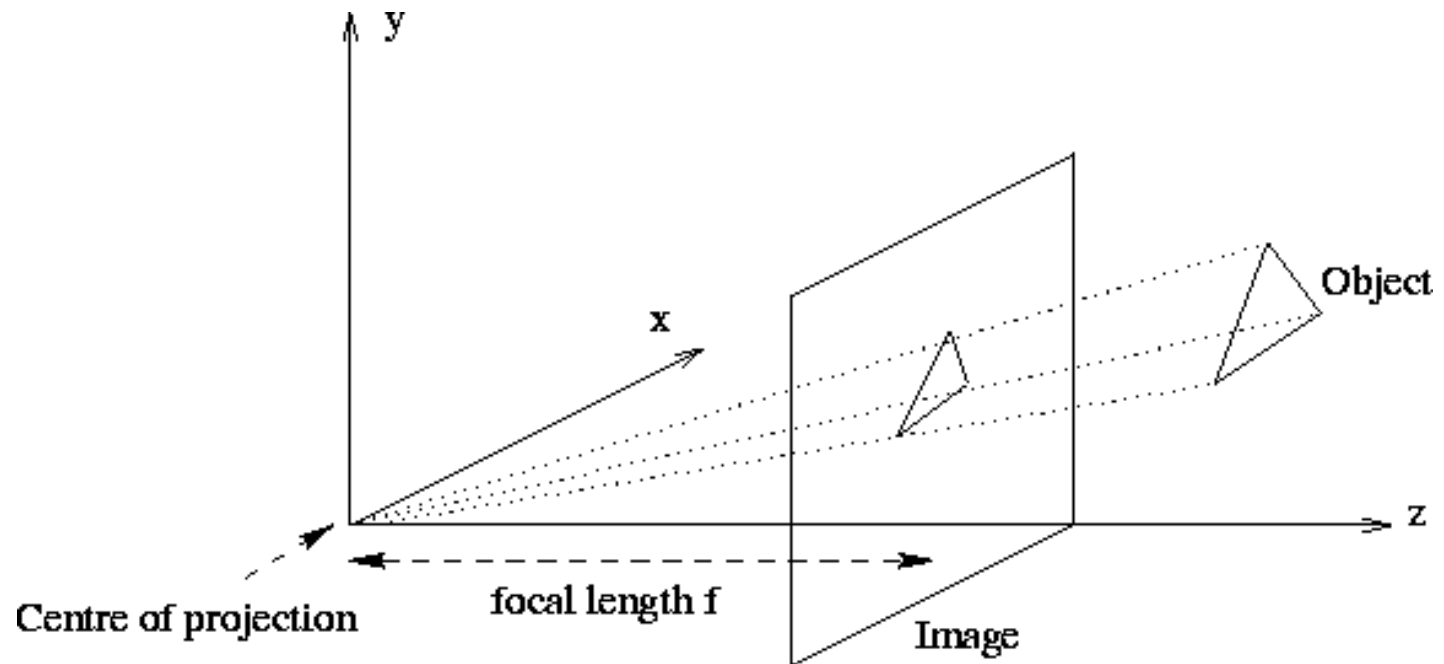
The perspective transformation π from a point with coordinates $\mathbf{X} = (X, Y, Z) \in \mathbb{R}^3$ relative to the reference frame centered at the optical center and with z -axis being the optical axis (of the lens) is obtained by comparing similar triangles **A** and **B**:

$$\frac{Y}{Z} = -\frac{y}{f} \quad \Leftrightarrow \quad y = -f \frac{Y}{Z}.$$

Mathematics of perspective projection

Image Formation

- Origins of image formation
- Perspective projection in art
- Perspective projection in art
- Perspective projection in art
- Perspective projection in art
- Perspective projection in art
- Mathematics of perspective projection
- Mathematics of perspective projection
- An ideal perspective camera
- An ideal perspective camera
- Intrinsic camera parameters
- The intrinsic parameter matrix
- The intrinsic parameter matrix
- Spherical perspective projection
- Radial distortion
- Radial distortion
- Preimage of points and lines
- Preimage and coimage
- Preimage and coimage of points and lines
- Summary
- Projective geometry
- Projective geometry



To simplify equations, one flips the signs of x - and y -axes, which amounts to considering the image plane to be in front of the center of projection (rather than behind it). The perspective transformation π is therefore given by

$$\pi : \mathbb{R}^3 \rightarrow \mathbb{R}^2; \quad \mathbf{X} \mapsto x = \pi(\mathbf{X}) = \begin{pmatrix} f \frac{X}{Z} \\ f \frac{Y}{Z} \end{pmatrix}.$$

An ideal perspective camera

In homogeneous coordinates, the perspective transformation is given by:

$$Z \mathbf{x} = Z \begin{pmatrix} x \\ y \\ 1 \end{pmatrix} = \begin{pmatrix} f & 0 & 0 & 0 \\ 0 & f & 0 & 0 \\ 0 & 0 & 1 & 0 \end{pmatrix} \begin{pmatrix} X \\ Y \\ Z \\ 1 \end{pmatrix} = K_f \Pi_0 \mathbf{X}.$$

where we have introduced the two matrices

$$K_f \equiv \begin{pmatrix} f & 0 & 0 \\ 0 & f & 0 \\ 0 & 0 & 1 \end{pmatrix} \quad \text{and} \quad \Pi_0 \equiv \begin{pmatrix} 1 & 0 & 0 & 0 \\ 0 & 1 & 0 & 0 \\ 0 & 0 & 1 & 0 \end{pmatrix}.$$

The matrix Π_0 is referred to as the **standard projection matrix**. Assuming Z to be a constant $\lambda > 0$, we obtain:

$$\lambda \mathbf{x} = K_f \Pi_0 \mathbf{X}.$$

Image Formation

- Origins of image formation
- Perspective projection in art
- Perspective projection in art
- Perspective projection in art
- Perspective projection in art
- Mathematics of perspective projection
- Mathematics of perspective projection
- An ideal perspective camera
- An ideal perspective camera
- Intrinsic camera parameters
- The intrinsic parameter matrix
- The intrinsic parameter matrix
- Spherical perspective projection
- Radial distortion
- Radial distortion
- Preimage of points and lines
- Preimage and coimage
- Preimage and coimage of points and lines
- Summary
- Projective geometry
- Projective geometry

An ideal perspective camera

Image Formation

- Origins of image formation
- Perspective projection in art
- Perspective projection in art
- Perspective projection in art
- Perspective projection in art
- Perspective projection in art
- Mathematics of perspective projection
- Mathematics of perspective projection
- An ideal perspective camera
- An ideal perspective camera
- Intrinsic camera parameters
- The intrinsic parameter matrix
- The intrinsic parameter matrix
- Spherical perspective projection
- Radial distortion
- Radial distortion
- Preimage of points and lines
- Preimage and coimage
- Preimage and coimage of points and lines
- Summary
- Projective geometry
- Projective geometry

From the previous lectures, we know that due to the **rigid motion of the camera**, the point **X in camera coordinates** is given as a function of the point in **world coordinates X_0** by:

$$X = RX_0 + T,$$

or in homogeneous coordinates $X = (X, Y, Z, 1)^T$:

$$X = gX_0 = \begin{pmatrix} R & T \\ 0 & 1 \end{pmatrix} X_0.$$

In total, the transformation from world coordinates to image coordinates is therefore given by

$$\lambda x = K_f \Pi_0 g X_0.$$

If the focal length f is known, it can be normalized to 1 (by changing the units of the image coordinates), such that:

$$\lambda x = \Pi_0 X = \Pi_0 g X_0.$$

Intrinsic camera parameters

Image Formation

- Origins of image formation
- Perspective projection in art
- Perspective projection in art
- Perspective projection in art
- Perspective projection in art
- Perspective projection in art
- Mathematics of perspective projection
- Mathematics of perspective projection
- An ideal perspective camera
- An ideal perspective camera
- Intrinsic camera parameters
- The intrinsic parameter matrix
- The intrinsic parameter matrix
- Spherical perspective projection
- Radial distortion
- Radial distortion
- Preimage of points and lines
- Preimage and coimage
- Preimage and coimage of points and lines
- Summary
- Projective geometry
- Projective geometry

If the camera is not centered at the optical center, we have an additional translation o_x, o_y and if pixel coordinates do not have unit scale, we need to introduce an additional scaling in x - and y -direction by s_x and s_y . If the pixels are not rectangular, we have a **skew factor** s_θ . The pixel coordinates $(x', y', 1)$ as a function of homogeneous camera coordinates X are then given by:

$$\lambda \begin{pmatrix} x' \\ y' \\ 1 \end{pmatrix} = \underbrace{\begin{pmatrix} s_x & s_\theta & o_x \\ 0 & s_y & o_y \\ 0 & 0 & 1 \end{pmatrix}}_{\equiv K_s} \underbrace{\begin{pmatrix} f & 0 & 0 \\ 0 & f & 0 \\ 0 & 0 & 1 \end{pmatrix}}_{\equiv K_f} \underbrace{\begin{pmatrix} 1 & 0 & 0 & 0 \\ 0 & 1 & 0 & 0 \\ 0 & 0 & 1 & 0 \end{pmatrix}}_{\equiv \Pi_0} \begin{pmatrix} X \\ Y \\ Z \\ 1 \end{pmatrix}.$$

After the perspective projection Π_0 (with focal length 1), we have an additional transformation which depends on the (intrinsic) camera parameters. This can be expressed by the **intrinsic parameter matrix** $K = K_s K_f$.

The intrinsic parameter matrix

All intrinsic camera parameters therefore enter the **intrinsic parameter matrix**

$$K \equiv K_s K_f = \begin{pmatrix} f s_x & f s_\theta & o_x \\ 0 & f s_y & o_y \\ 0 & 0 & 1 \end{pmatrix}.$$

As a function of the world coordinates \mathbf{X}_0 , we therefore have:

$$\lambda \mathbf{x}' = K \Pi_0 \mathbf{X} = K \Pi_0 g \mathbf{X}_0 \equiv \Pi \mathbf{X}_0.$$

The 3×4 matrix $\Pi \equiv K \Pi_0 g = (KR, KT)$ is called a **general projection matrix**.

Although the above equation looks like a linear one, we still have the scale parameter λ . Dividing by λ gives:

$$x' = \frac{\pi_1^\top \mathbf{X}_0}{\pi_3^\top \mathbf{X}_0}, \quad y' = \frac{\pi_2^\top \mathbf{X}_0}{\pi_3^\top \mathbf{X}_0}, \quad z' = 1,$$

where $\pi_1^\top, \pi_2^\top, \pi_3^\top \in \mathbb{R}^4$ are the three rows of the projection matrix Π .

Image Formation

- Origins of image formation
- Perspective projection in art
- Perspective projection in art
- Perspective projection in art
- Perspective projection in art
- Mathematics of perspective projection
- Mathematics of perspective projection
- An ideal perspective camera
- An ideal perspective camera
- Intrinsic camera parameters
- The intrinsic parameter matrix
- The intrinsic parameter matrix
- Spherical perspective projection
- Radial distortion
- Radial distortion
- Preimage of points and lines
- Preimage and coimage
- Preimage and coimage of points and lines
- Summary
- Projective geometry
- Projective geometry

The intrinsic parameter matrix

The entries of the intrinsic parameter matrix

$$K = \begin{pmatrix} f s_x & f s_\theta & o_x \\ 0 & f s_y & o_y \\ 0 & 0 & 1 \end{pmatrix},$$

can be interpreted as follows:

o_x :	x -coordinate of principal point in pixels,
o_y :	y -coordinate of principal point in pixels,
$f s_x = \alpha_x$:	size of unit length in horizontal pixels,
$f s_y = \alpha_y$:	size of unit length in vertical pixels,
α_x / α_y :	aspect ratio σ ,
$f s_\theta$:	skew of the pixel, often close to zero.

Image Formation

- Origins of image formation
- Perspective projection in art
- Perspective projection in art
- Perspective projection in art
- Perspective projection in art
- Mathematics of perspective projection
- Mathematics of perspective projection
- An ideal perspective camera
- An ideal perspective camera
- Intrinsic camera parameters
- The intrinsic parameter matrix
- The intrinsic parameter matrix
- Spherical perspective projection
- Radial distortion
- Radial distortion
- Preimage of points and lines
- Preimage and coimage
- Preimage and coimage of points and lines
- Summary
- Projective geometry
- Projective geometry

Spherical perspective projection

Image Formation

- Origins of image formation
- Perspective projection in art
- Perspective projection in art
- Perspective projection in art
- Perspective projection in art
- Perspective projection in art
- Mathematics of perspective projection
- Mathematics of perspective projection
- An ideal perspective camera
- An ideal perspective camera
- Intrinsic camera parameters
- The intrinsic parameter matrix
- The intrinsic parameter matrix
- Spherical perspective projection
- Radial distortion
- Radial distortion
- Preimage of points and lines
- Preimage and coimage
- Preimage and coimage of points and lines
- Summary
- Projective geometry
- Projective geometry

The perspective pinhole camera introduced above considers a planar imaging surface. Instead, one can consider a spherical projection surface given by the unit sphere $\mathbb{S}^2 \equiv \{x \in \mathbb{R}^3 \mid |x| = 1\}$. The **spherical projection** π_s of a 3D point X is given by:

$$\pi_s : \mathbb{R}^3 \rightarrow \mathbb{S}^2; \quad X \mapsto x = \frac{X}{|X|}.$$

The pixel coordinates x' as a function of the world coordinates X_0 are:

$$\lambda x' = K \Pi_0 g X_0,$$

except that the scalar factor is now $\lambda = |X| = \sqrt{X^2 + Y^2 + Z^2}$. One often writes $x \sim y$ for homogeneous vectors x and y if they are equal up to a scalar factor. Then we can write:

$$x' \sim \Pi X_0 = K \Pi_0 g X_0.$$

This property holds for any imaging surface, as long as the ray between X and the origin intersects the imaging surface.

Radial distortion

Image Formation

- Origins of image formation
- Perspective projection in art
- Perspective projection in art
- Perspective projection in art
- Perspective projection in art
- Mathematics of perspective projection
- Mathematics of perspective projection
- An ideal perspective camera
- An ideal perspective camera
- Intrinsic camera parameters
- The intrinsic parameter matrix
- The intrinsic parameter matrix
- Spherical perspective projection
- Radial distortion
- Radial distortion
- Preimage of points and lines
- Preimage and coimage
- Preimage and coimage of points and lines
- Summary
- Projective geometry
- Projective geometry



Bookshelf with regular lens



bookshelf with short focal lens

Radial distortion

Image Formation

- Origins of image formation
- Perspective projection in art
- Perspective projection in art
- Perspective projection in art
- Perspective projection in art
- Perspective projection in art
- Mathematics of perspective projection
- Mathematics of perspective projection
- An ideal perspective camera
- An ideal perspective camera
- Intrinsic camera parameters
- The intrinsic parameter matrix
- The intrinsic parameter matrix
- Spherical perspective projection
- Radial distortion
- Radial distortion
- Preimage of points and lines
- Preimage and coimage
- Preimage and coimage of points and lines
- Summary
- Projective geometry
- Projective geometry

The intrinsic parameters in the matrix K model linear distortions in the transformation to pixel coordinates. In practice, however, one can also encounter significant **distortions along the radial axis**, in particular if a wide field of view is used or if one uses cheaper cameras such as webcams. A simple effective model for such distortions is:

$$x = x_d(1 + a_1r^2 + a_2r^4), \quad y = y_d(1 + a_1r^2 + a_2r^4),$$

where $x_d \equiv (x_d, y_d)$ is the distorted point, $r^2 = x_d^2 + y_d^2$. If a calibration rig is available, the distortion parameters a_1 and a_2 can be estimated. Alternatively, one can estimate a distortion model directly from the images. A more general model (Devernay and Faugeras 1995) is

$$\mathbf{x} = \mathbf{c} + f(r)(\mathbf{x}_d - \mathbf{c}), \quad \text{with } f(r) = 1 + a_1r + a_2r^2 + a_3r^3 + a_4r^4,$$

Here, $r = |\mathbf{x} - \mathbf{c}|$ is the distance to an arbitrary center of distortion \mathbf{c} and the **distortion correction factor** $f(r)$ is an arbitrary 4-th order expression. Parameters are computed **from distortions of straight lines** or **simultaneously with the 3D reconstruction** (Zhang '96, Stein '97, Fitzgibbon '01).

Preimage of points and lines

Image Formation

- Origins of image formation
- Perspective projection in art
- Perspective projection in art
- Perspective projection in art
- Perspective projection in art
- Perspective projection in art
- Mathematics of perspective projection
- Mathematics of perspective projection
- An ideal perspective camera
- An ideal perspective camera
- Intrinsic camera parameters
- The intrinsic parameter matrix
- The intrinsic parameter matrix
- Spherical perspective projection
- Radial distortion
- Radial distortion
- Preimage of points and lines
- Preimage and coimage
- Preimage and coimage of points and lines
- Summary
- Projective geometry
- Projective geometry

The perspective transformation introduced above allows to define images for arbitrary geometric entities by simply transforming all points of the entity. However, due to the unknown scale factor, each point is mapped not to a single point x , but to an **equivalence class of points** $y \sim x$. It is therefore useful to **study how lines are transformed**.

A line L in 3-D is characterized by a base point

$\mathbf{X}_0 = (X_0, Y_0, Z_0, 1)^\top \in \mathbb{R}^4$ and a vector $\mathbf{V} = (V_1, V_2, V_3, 0)^\top \in \mathbb{R}^4$:

$$\mathbf{X} = \mathbf{X}_0 + \mu \mathbf{V}, \quad \mu \in \mathbb{R}.$$

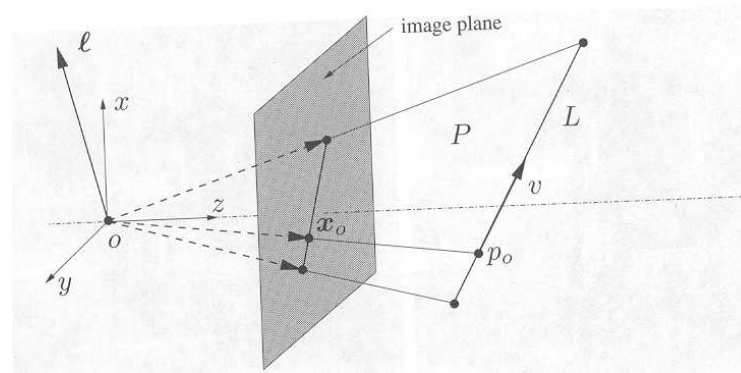
The image of the line L is given by

$$x \sim \Pi_0 \mathbf{X} = \Pi_0 (\mathbf{X}_0 + \mu \mathbf{V}) = \Pi_0 \mathbf{X}_0 + \mu \Pi_0 \mathbf{V}.$$

All points x treated as vectors from the origin o span a 2-D subspace P . The intersection of this plane P with the image plane gives the image of the line. P is called the preimage of the line.

A **preimage of a point or a line** in the image plane is the largest set of 3D points that give rise to an image equal to the given point or line.

Preimage and coimage



Preimage P of a line L

Preimages can be defined for curves or other more complicated geometric structures. In the case of points and lines, however, the preimage is a subspace of \mathbb{R}^3 . This subspace can also be represented by its orthogonal complement, i.e. the normal vector in the case of a plane. This complement is called the coimage. The **coimage of a point or a line** is the subspace in \mathbb{R}^3 that is the (unique) orthogonal complement of its preimage. Image, preimage and coimage are **equivalent** because they uniquely determine one another:

$$\begin{aligned} \text{image} &= \text{preimage} \cap \text{image plane}, & \text{preimage} &= \text{span}(\text{image}), \\ \text{preimage} &= \text{coimage}^\perp, & \text{coimage} &= \text{preimage}^\perp. \end{aligned}$$

Image Formation

- Origins of image formation
- Perspective projection in art
- Perspective projection in art
- Perspective projection in art
- Perspective projection in art
- Perspective projection in art
- Mathematics of perspective projection
- Mathematics of perspective projection
- An ideal perspective camera
- An ideal perspective camera
- Intrinsic camera parameters
- The intrinsic parameter matrix
- The intrinsic parameter matrix
- Spherical perspective projection
- Radial distortion
- Radial distortion
- Preimage of points and lines
- **Preimage and coimage**
- Preimage and coimage of points and lines
- Summary
- Projective geometry
- Projective geometry

Preimage and coimage of points and lines

Image Formation

- Origins of image formation
- Perspective projection in art
- Perspective projection in art
- Perspective projection in art
- Perspective projection in art
- Perspective projection in art
- Mathematics of perspective projection
- Mathematics of perspective projection
- An ideal perspective camera
- An ideal perspective camera
- Intrinsic camera parameters
- The intrinsic parameter matrix
- The intrinsic parameter matrix
- Spherical perspective projection
- Radial distortion
- Radial distortion
- Preimage of points and lines
- Preimage and coimage
- Preimage and coimage of points and lines
- Summary
- Projective geometry
- Projective geometry

In the case of the line L , the preimage is a $2D$ subspace, characterized by the $1D$ coimage given by the span of its normal vector $\ell \in \mathbb{R}^3$. All points of the preimage, and hence all points x of the image of L are orthogonal to ℓ :

$$\ell^\top x = 0.$$

The space of all vectors orthogonal to ℓ is spanned by the row vectors of $\hat{\ell}$, thus we have:

$$P = \text{span}(\hat{\ell}).$$

In the case that x is the image of a point p , the preimage is a line and the coimage is the plane orthogonal to x , i.e. it is spanned by the rows of the matrix \hat{x} .

In summary we have the following table:

Notation	Image	Preimage	Coimage
Point	$\text{span}(x) \cap \text{image plane}$	$\text{span}(x) \subset \mathbb{R}^3$	$\text{span}(\hat{x}) \subset \mathbb{R}^3$
Line	$\text{span}(\hat{\ell}) \cap \text{image plane}$	$\text{span}(\hat{\ell}) \subset \mathbb{R}^3$	$\text{span}(\ell) \subset \mathbb{R}^3$

Summary

Image Formation

- Origins of image formation
- Perspective projection in art
- Perspective projection in art
- Perspective projection in art
- Perspective projection in art
- Perspective projection in art
- Mathematics of perspective projection
- Mathematics of perspective projection
- An ideal perspective camera
- An ideal perspective camera
- Intrinsic camera parameters
- The intrinsic parameter matrix
- The intrinsic parameter matrix
- Spherical perspective projection
- Radial distortion
- Radial distortion
- Preimage of points and lines
- Preimage and coimage
- Preimage and coimage of points and lines
- Summary
- Projective geometry
- Projective geometry

In this part of the lecture, we studied the **perspective projection** which takes us from the 3D (4D) camera coordinates to 2D camera image coordinates and pixel coordinates. In homogeneous coordinates, we have the transformations:

4D World coordinates $\xrightarrow{g \in SE(3)}$ 4D Camera coordinates $\xrightarrow{K_f \Pi_0}$ 3D image coordinates $\xrightarrow{K_s}$ 3D pixel coordinates.

In particular, we can summarize the **(intrinsic) camera parameters** in the matrix

$$K = K_s K_f.$$

The full transformation from world coordinates X_0 to pixel coordinates x' is given by:

$$\lambda x' = K \Pi_0 g X_0.$$

Moreover, for the images of points and lines we introduced the notions of **preimage** (maximal point set which is consistent with a given image) and **coimage** (its orthogonal complement). Both can be used equivalently to the image.

Projective geometry

Image Formation

- Origins of image formation
- Perspective projection in art
- Perspective projection in art
- Perspective projection in art
- Perspective projection in art
- Perspective projection in art
- Mathematics of perspective projection
- Mathematics of perspective projection
- An ideal perspective camera
- An ideal perspective camera
- Intrinsic camera parameters
- The intrinsic parameter matrix
- The intrinsic parameter matrix
- Spherical perspective projection
- Radial distortion
- Radial distortion
- Preimage of points and lines
- Preimage and coimage
- Preimage and coimage of points and lines
- Summary
- Projective geometry
- Projective geometry

In order to formally write transformations by linear operations, we made extensive use of **homogeneous coordinates** to represent a $3D$ point as a $4D$ -vector $(X, Y, Z, 1)$ with the last coordinate fixed to 1. This normalization is not always necessary: One can represent $3D$ points by a general $4D$ vector

$$\mathbf{X} = (XW, YW, ZW, W) \in \mathbb{R}^4,$$

remembering that merely the direction of this vector is of importance. **We therefore identify the point in homogeneous coordinates with the line connecting it with the origin.** This leads to the definition of projective coordinates.

An n -dimensional projective space \mathbb{P}^n is the set of all one-dimensional subspaces (i.e. lines through the origin) of the vector space \mathbb{R}^{n+1} . A point $p \in \mathbb{P}^n$ can then be assigned homogeneous coordinates $\mathbf{X} = (x_1, \dots, x_{n+1})^\top$, among which at least one x is nonzero. For any nonzero $\lambda \in \mathbb{R}$, the coordinates $\mathbf{Y} = (\lambda x_1, \dots, \lambda x_{n+1})^\top$ represent the same point p .

Projective geometry

If the two coordinate vectors X and Y differ by a scalar factor, then they are said to be equivalent:

$$X \sim Y.$$

The point p is represented by the **equivalence class of all multiples of X** . Since all points are represented by lines through the origin, there exist **two alternative representations** for the two-dimensional projective space \mathbb{P}^2 :

1. One can represent each point as a point on the 2D-sphere \mathbb{S}^2 , where any antipodal points represent the same line.
2. One can represent each point p either as a point on the plane of \mathbb{R}^2 (homogeneous coordinates) modeling all points with non-zero z -component, or as a point on the circle \mathbb{S}^1 (again identifying antipodal points) which is equivalent to \mathbb{P}^1 .

Both representations hold for the **n -dimensional projective space \mathbb{P}^n** , which can be either seen as a an **n D-sphere \mathbb{S}^n** or as **\mathbb{R}^n with \mathbb{P}^{n-1} attached** (to model lines at infinity).

Image Formation

- Origins of image formation
- Perspective projection in art
- Perspective projection in art
- Perspective projection in art
- Perspective projection in art
- Mathematics of perspective projection
- Mathematics of perspective projection
- An ideal perspective camera
- An ideal perspective camera
- Intrinsic camera parameters
- The intrinsic parameter matrix
- The intrinsic parameter matrix
- Spherical perspective projection
- Radial distortion
- Radial distortion
- Preimage of points and lines
- Preimage and coimage
- Preimage and coimage of points and lines
- Summary
- Projective geometry
- Projective geometry