

Probabilistic Graphical Models in Computer Vision (IN2329)

Csaba Domokos

Summer Semester 2017

11. Parameter learning

Agenda for today's lecture *

Probabilistic parameter learning is the task of estimating the parameter \mathbf{w} that minimizes the **expected dissimilarity** of a parameterized *model distribution* $p(\mathbf{y} | \mathbf{x}, \mathbf{w})$ and the (*unknown*) conditional *data distribution* $d(\mathbf{y} | \mathbf{x})$:

$$KL_{\text{tot}}(d||p) = \sum_{\mathbf{x} \in \mathcal{X}} d(\mathbf{x}) \sum_{\mathbf{y} \in \mathcal{Y}} d(\mathbf{y} | \mathbf{x}) \log \frac{d(\mathbf{y} | \mathbf{x})}{p(\mathbf{y} | \mathbf{x}, \mathbf{w})}.$$

The **loss function** $\Delta : \mathcal{Y} \times \mathcal{Y} \rightarrow \mathbb{R}_0^+$ measures the cost of predicting \mathbf{y}' when the correct label is \mathbf{y} . **Loss minimizing parameter learning** is the task of estimating the parameter \mathbf{w} that minimizes the **expected loss**:

$$\mathbb{E}_{\mathbf{y} \sim d(\mathbf{y}|\mathbf{x})} [\Delta(\mathbf{y}, f(\mathbf{x}))],$$

where $f(\mathbf{x}) = \operatorname{argmax}_{\mathbf{y} \in \mathcal{Y}} p(\mathbf{y} | \mathbf{x}, \mathbf{w})$ is a *prediction function*, $d(\mathbf{y} | \mathbf{x})$ is the (*unknown*) conditional *data distribution*, and $\Delta : \mathcal{Y} \times \mathcal{Y} \rightarrow \mathbb{R}_0^+$ is a *loss function*.

Probabilistic parameter learning

Recap: Regularized maximum conditional likelihood training *

Let $p(\mathbf{y} | \mathbf{x}, \mathbf{w}) = \frac{1}{Z(\mathbf{x}, \mathbf{w})} \exp(-\langle \mathbf{w}, \varphi(\mathbf{x}, \mathbf{y}) \rangle)$ be a *probability distribution* parameterized by $\mathbf{w} \in \mathbb{R}^D$, and let $\mathcal{D} = \{(\mathbf{x}^n, \mathbf{y}^n)\}_{n=1, \dots, N}$ be a set of *i.i.d.* training samples. For any $\lambda > 0$, **regularized maximum conditional likelihood training** chooses the parameter \mathbf{w}^* , such that

$$\begin{aligned} \mathbf{w}^* &\in \operatorname{argmin}_{\mathbf{w} \in \mathbb{R}^D} L(\mathbf{w}) \\ &= \operatorname{argmin}_{\mathbf{w} \in \mathbb{R}^D} \lambda \|\mathbf{w}\|^2 + \sum_{n=1}^N \langle \mathbf{w}, \varphi(\mathbf{x}^n, \mathbf{y}^n) \rangle + \sum_{n=1}^N \log Z(\mathbf{x}^n, \mathbf{w}). \end{aligned}$$

Numerical solution

$$\nabla_{\mathbf{w}} L(\mathbf{w}) = 2\lambda \mathbf{w} + \sum_{n=1}^N (\varphi(\mathbf{x}^n, \mathbf{y}^n) - \mathbb{E}_{\mathbf{y} \sim p(\mathbf{y}|\mathbf{x}^n, \mathbf{w})} [\varphi(\mathbf{x}^n, \mathbf{y})]).$$

In a naïve way, the complexity of the *gradient computation* is $\mathcal{O}(K^{|\mathcal{Y}|}ND)$, where

- N is the number of data samples,
- D is the dimension of weight vector,
- $K = \max_{i \in \mathcal{Y}} |\mathcal{Y}_i|$ is the (maximal) number of possible labels of each output variable ($i \in \mathcal{Y}$).

$$L(\mathbf{w}) = \lambda \|\mathbf{w}\|^2 + \sum_{n=1}^N \langle \mathbf{w}, \varphi(\mathbf{x}^n, \mathbf{y}^n) \rangle + \sum_{n=1}^N \log Z(\mathbf{x}^n, \mathbf{w}).$$

In a naïve way, the complexity of *line search* is $\mathcal{O}(K^{|\mathcal{Y}|}ND)$ (for each evaluation of L).

Stochastic gradient descent

If the *training set* \mathcal{D} is too large, one can create a random subset $\mathcal{D}' \subset \mathcal{D}$ and estimate the gradient $\nabla_{\mathbf{w}} L(\mathbf{w})$ on \mathcal{D}' only. In an extreme case, one may *randomly select* only **one** sample and calculate the gradient

$$\tilde{\nabla}_{\mathbf{w}}^{(\mathbf{x}^n, \mathbf{y}^n)} L(\mathbf{w}) = 2\lambda \mathbf{w} + \varphi(\mathbf{x}^n, \mathbf{y}^n) - \mathbb{E}_{\mathbf{y} \sim p(\mathbf{y}|\mathbf{x}^n, \mathbf{w})} [\varphi(\mathbf{x}^n, \mathbf{y})].$$

This approach is called **stochastic gradient descent** (SGD).

Note that *line search* is not possible, therefore, we need for an extra parameter, referred to as **step-size** η_t for each iteration ($t = 1, \dots, T$).

Pseudo-code of Stochastic gradient descent *

Input: Training set $\{(\mathbf{x}^n, \mathbf{y}^n)\}_{n=1}^N$, number of iterations T and step-sizes $\{\eta_t\}_{t=1}^T$.
Output: The learned weight vector $\mathbf{w} \in \mathbb{R}^D$.

- 1: $\mathbf{w} \leftarrow \mathbf{0}$
- 2: **for** $t = 1, \dots, T$ **do**
- 3: $(\mathbf{x}^n, \mathbf{y}^n) \leftarrow$ a randomly chosen training example
- 4: $\mathbf{v} \leftarrow -\tilde{\nabla}_{\mathbf{w}}^{(\mathbf{x}^n, \mathbf{y}^n)} L(\mathbf{w})$
- 5: $\mathbf{w} \leftarrow \mathbf{w} + \eta_t \mathbf{v}$
- 6: **end for**
- 7: **return** \mathbf{w}

If the step-size is chosen correctly (e.g., $\eta_t := \eta(t) = \frac{\eta}{t}$), then SGD converges to $\operatorname{argmin}_{\mathbf{w} \in \mathbb{R}^D} L(\mathbf{w})$. However, it needs more iterations than *gradient descent*, but each iteration is (much) faster.

Using of the output structure

Probabilistic parameter learning Loss function Loss-minimizing parameter learning

Assume a set of factors \mathcal{F} in a factor graph model, such that the vector $\varphi(\mathbf{x}, \mathbf{y})$ decomposes as $\varphi(\mathbf{x}, \mathbf{y}) = [\varphi_F(\mathbf{x}_F, \mathbf{y}_F)]_{F \in \mathcal{F}}$. Thus

$$\begin{aligned} \mathbb{E}_{\mathbf{y} \sim p(\mathbf{y}|\mathbf{x}, \mathbf{w})}[\varphi(\mathbf{x}, \mathbf{y})] &= [\mathbb{E}_{\mathbf{y} \sim p(\mathbf{y}|\mathbf{x}, \mathbf{w})}[\varphi_F(\mathbf{x}_F, \mathbf{y}_F)]]_{F \in \mathcal{F}} \\ &= [\mathbb{E}_{\mathbf{y}_F \sim p(\mathbf{y}_F|\mathbf{x}_F, \mathbf{w}_F)}[\varphi_F(\mathbf{x}_F, \mathbf{y}_F)]]_{F \in \mathcal{F}}, \end{aligned}$$

where

$$\mathbb{E}_{\mathbf{y}_F \sim p(\mathbf{y}_F|\mathbf{x}_F, \mathbf{w}_F)}[\varphi_F(\mathbf{x}_F, \mathbf{y}_F)] = \sum_{\mathbf{y}_F \in \mathcal{Y}_F} p(\mathbf{y}_F | \mathbf{x}_F, \mathbf{w}_F) \varphi_F(\mathbf{x}_F, \mathbf{y}_F).$$

Factor marginals $\mu_F = p(\mathbf{y}_F | \mathbf{x}_F, \mathbf{w}_F)$ are generally (much) easier to calculate than the complete conditional distribution $p(\mathbf{y} | \mathbf{x}, \mathbf{w})$.

They can be either computed *exactly* (e.g., by applying *belief propagation* yielding complexity $\mathcal{O}(K^{|\mathcal{F}_{\max}|} |\mathcal{Y}| ND)$, where $|\mathcal{F}_{\max}| = \max_{F \in \mathcal{F}} |N(F)|$ is the maximal factor size) or *approximated*.

IN2329 - Probabilistic Graphical Models in Computer Vision

11. Parameter learning - 9 / 38

Two-stage learning

Probabilistic parameter learning Loss function Loss-minimizing parameter learning

The idea here is to split learning of energy functions into two steps:

1. learning unary energies via *classifiers*, and
2. learning their importance and the weighting factors of pairwise (and higher-order) energy functions.

$$E(\mathbf{y}; \mathbf{x}) = \sum_{i \in \mathcal{V}} w_i E_i(y_i; x_i) + \sum_{(i,j) \in \mathcal{E}'} w_{ij} E_{ij}(y_i, y_j).$$

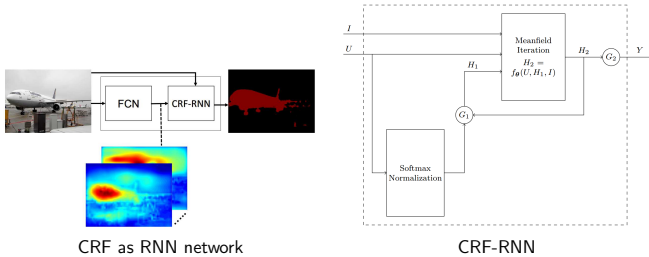
As an advantage, it results in a *faster* learning method. However, if local classifiers for E_i perform badly, then CRF learning **cannot** fix it.

IN2329 - Probabilistic Graphical Models in Computer Vision

11. Parameter learning - 10 / 38

End-to-end training: CRF as RNN *

Probabilistic parameter learning Loss function Loss-minimizing parameter learning



CRF as RNN network

CRF-RNN

Source: Zheng et al. Conditional Random Fields as Recurrent Neural Networks, ICCV'15.

Evaluation on the PASCAL VOC 2012 Segmentation dataset:

	Unaries only	Fully connected CRF	End-to-end training
Mean IoU (%)	61.3	63.7	69.6

IN2329 - Probabilistic Graphical Models in Computer Vision

11. Parameter learning - 11 / 38

Piecewise learning

Probabilistic parameter learning Loss function Loss-minimizing parameter learning

Assume a set of factors \mathcal{F} in a *factor graph model*, such that $\varphi(\mathbf{x}, \mathbf{y}) = [\varphi_F(\mathbf{x}_F, \mathbf{y}_F)]_{F \in \mathcal{F}}$.

We now **approximate** $p(\mathbf{y} | \mathbf{x}, \mathbf{w})$ by a distribution that is a product over the factors:

$$p_{PW}(\mathbf{y} | \mathbf{x}, \mathbf{w}) := \prod_{F \in \mathcal{F}} p_F(\mathbf{y}_F | \mathbf{x}_F, \mathbf{w}_F) = \prod_{F \in \mathcal{F}} \frac{\exp(-\langle \mathbf{w}_F, \varphi_F(\mathbf{x}_F, \mathbf{y}_F) \rangle)}{Z_F(\mathbf{x}_F, \mathbf{w}_F)}.$$

By minimizing the *negative conditional log-likelihood function* $L(\mathbf{w})$, we get

$$\begin{aligned} \mathbf{w}^* &\in \underset{\mathbf{w} \in \mathbb{R}^D}{\operatorname{argmin}} L(\mathbf{w}) \approx \underset{\mathbf{w} \in \mathbb{R}^D}{\operatorname{argmin}} \lambda \|\mathbf{w}\|^2 - \sum_{n=1}^N \log \prod_{F \in \mathcal{F}} p_F(\mathbf{y}_F^n | \mathbf{x}_F^n, \mathbf{w}_F) \\ &= \underset{\mathbf{w} \in \mathbb{R}^D}{\operatorname{argmin}} \sum_{F \in \mathcal{F}} \left(\lambda \|\mathbf{w}_F\|^2 + \sum_{n=1}^N \langle \mathbf{w}_F, \varphi_F(\mathbf{x}_F^n, \mathbf{y}_F^n) \rangle + \sum_{n=1}^N \log Z_F(\mathbf{x}_F^n, \mathbf{w}_F) \right). \end{aligned}$$

IN2329 - Probabilistic Graphical Models in Computer Vision

11. Parameter learning - 12 / 38

Piecewise learning

Probabilistic parameter learning Loss function Loss-minimizing parameter learning

$$\mathbf{w}^* \in \underset{\mathbf{w} \in \mathbb{R}^D}{\operatorname{argmin}} \sum_{F \in \mathcal{F}} \left(\lambda \|\mathbf{w}_F\|^2 + \sum_{n=1}^N \langle \mathbf{w}_F, \varphi_F(\mathbf{x}_F^n, \mathbf{y}_F^n) \rangle + \sum_{n=1}^N \log Z_F(\mathbf{x}_F^n, \mathbf{w}_F) \right).$$

Consequently, piecewise training chooses the parameters $\mathbf{w}^* = [\mathbf{w}_F^*]_{F \in \mathcal{F}}$ as

$$\mathbf{w}_F^* \in \underset{\mathbf{w}_F \in \mathbb{R}^D}{\operatorname{argmin}} \lambda \|\mathbf{w}_F\|^2 + \sum_{n=1}^N \langle \mathbf{w}_F, \varphi_F(\mathbf{x}_F^n, \mathbf{y}_F^n) \rangle + \sum_{n=1}^N \log Z_F(\mathbf{x}_F^n, \mathbf{w}_F).$$

One can perform gradient-based training for each factor as long as the individual factors remain small.

Comparing $p_{PW}(\mathbf{y} | \mathbf{x}, \mathbf{w})$ with the exact $p(\mathbf{y} | \mathbf{x}, \mathbf{w})$, we see that the exact $Z(\mathbf{w})$ does not factorize into a product of simpler terms, whereas its piecewise approximation $Z_{PW}(\mathbf{w})$ factorizes over the set of factors.

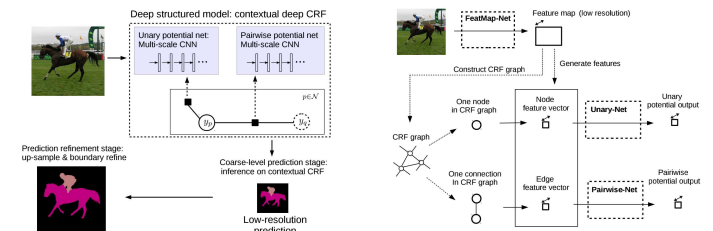
The simplification made by piece-wise training of CRFs resembles **two-stage learning**.

IN2329 - Probabilistic Graphical Models in Computer Vision

11. Parameter learning - 13 / 38

Piecewise learning: Deep Structured Model *

Probabilistic parameter learning Loss function Loss-minimizing parameter learning



Source: Lin et al., Efficient Piecewise Training of Deep Structured Models for Semantic Segmentation, CVPR'16.

75.3% mean IoU on the PASCAL VOC 2012 Segmentation dataset.

IN2329 - Probabilistic Graphical Models in Computer Vision

11. Parameter learning - 14 / 38

Summary *

Probabilistic parameter learning Loss function Loss-minimizing parameter learning

Regularized maximum conditional likelihood training chooses the parameter \mathbf{w}^* for $\lambda > 0$, such that

$$\mathbf{w}^* \in \underset{\mathbf{w} \in \mathbb{R}^D}{\operatorname{argmin}} \lambda \|\mathbf{w}\|^2 + \sum_{n=1}^N \langle \mathbf{w}, \varphi(\mathbf{x}^n, \mathbf{y}^n) \rangle + \sum_{n=1}^N \log Z(\mathbf{x}^n, \mathbf{w}).$$

The gradient might be expensive to calculate

$$\nabla_{\mathbf{w}} L(\mathbf{w}) = 2\lambda \mathbf{w} + \sum_{n=1}^N (\varphi(\mathbf{x}^n, \mathbf{y}^n) - \mathbb{E}_{\mathbf{y} \sim p(\mathbf{y}|\mathbf{x}^n, \mathbf{w})}[\varphi(\mathbf{x}^n, \mathbf{y})]).$$

- **Stochastic gradient descent:** the gradient is estimated on the **subset of training samples**.
- **Using of the input structure:** Factor marginals $\mu_F = p(\mathbf{y}_F | \mathbf{x}_F, \mathbf{w}_F)$ are generally (much) easier to calculate than the complete conditional distribution $p(\mathbf{y} | \mathbf{x}, \mathbf{w})$

$$\mathbb{E}_{\mathbf{y} \sim p(\mathbf{y}|\mathbf{x}, \mathbf{w})}[\varphi(\mathbf{x}, \mathbf{y})] = \mathbb{E} \left[\sum_{\mathbf{y}_F \in \mathcal{Y}_F} p(\mathbf{y}_F | \mathbf{x}_F, \mathbf{w}_F) \varphi_F(\mathbf{x}_F, \mathbf{y}_F) \right]_{F \in \mathcal{F}}.$$

IN2329 - Probabilistic Graphical Models in Computer Vision

11. Parameter learning - 15 / 38

Summary cont'd *

Probabilistic parameter learning Loss function Loss-minimizing parameter learning

- **Two-stage learning:** first learning and fix unary energies, and then learning the weighting factors for the energy functions.
- **Piecewise training** chooses the parameters $\mathbf{w}^* = [\mathbf{w}_F^*]_{F \in \mathcal{F}}$ as

$$\mathbf{w}_F^* \in \underset{\mathbf{w}_F \in \mathbb{R}^D}{\operatorname{argmin}} \lambda \|\mathbf{w}_F\|^2 + \sum_{n=1}^N \langle \mathbf{w}_F, \varphi_F(\mathbf{x}_F^n, \mathbf{y}_F^n) \rangle + \sum_{n=1}^N \log Z_F(\mathbf{x}_F^n, \mathbf{w}_F).$$

IN2329 - Probabilistic Graphical Models in Computer Vision

11. Parameter learning - 16 / 38

Loss function

The goal is to make prediction $y \in \mathcal{Y}$, as good as possible, about unobserved properties (e.g., class label) for a given data instance $x \in \mathcal{X}$.

In order to measure quality of prediction $f : \mathcal{X} \rightarrow \mathcal{Y}$ we define a **loss function**

$$\Delta : \mathcal{Y} \times \mathcal{Y} \rightarrow \mathbb{R}_0^+,$$

that is $\Delta(y, y')$ measures the cost of predicting y' when the correct label is y .

Let us denote the *model distribution* by $p(y | x)$ and the *true (conditional) data distribution* by $d(y | x)$. The quality of prediction can be expressed by the **expected loss** (a.k.a. **risk**):

$$\begin{aligned} \mathcal{R}_f^\Delta(x) &:= \mathbb{E}_{y \sim d(y|x)}[\Delta(y, f(x))] = \sum_{y \in \mathcal{Y}} d(y | x) \Delta(y, f(x)) \\ &\approx \mathbb{E}_{y \sim p(y|x)}[\Delta(y, f(x))], \end{aligned}$$

assuming that $p(y | x) \approx d(y | x)$.

0/1 loss *

In general, the *loss function* is application dependent. Arguably one of the most common *loss functions* for labelling tasks is the **0/1 loss**, that is

$$\Delta_{0/1}(y, y') = \begin{cases} 0, & \text{if } y = y' \\ 1, & \text{otherwise.} \end{cases}$$

Minimizing the *expected loss* of the 0/1 loss yields

$$\begin{aligned} y^* \in \operatorname{argmin}_{y' \in \mathcal{Y}} \mathbb{E}_{y \sim p(y|x)}[\Delta_{0/1}(y, y')] &= \operatorname{argmin}_{y' \in \mathcal{Y}} \sum_{y \in \mathcal{Y}} p(y | x) \Delta_{0/1}(y, y') \\ &= \operatorname{argmin}_{y' \in \mathcal{Y}} \sum_{y \in \mathcal{Y}, y \neq y'} p(y | x) = \operatorname{argmin}_{y' \in \mathcal{Y}} (1 - p(y' | x)) = \operatorname{argmax}_{y' \in \mathcal{Y}} p(y' | x) \\ &= \operatorname{argmin}_{y' \in \mathcal{Y}} E(y'; x). \end{aligned}$$

This shows that the *optimal* prediction $f(x) = y^*$ in this case is given by **MAP inference**.

Hamming-loss *

Another popular choice of *loss function* is the **Hamming-loss**, which counts the percentage of mis-labeled variables:

$$\Delta_H(y, y') = \frac{1}{|\mathcal{Y}|} \sum_{i \in \mathcal{Y}} \mathbb{1}[y_i \neq y'_i].$$

For example, in *semantic image segmentation*, the **Hamming-loss** is proportional to the number of mis-classified pixels, whereas the 0/1 loss assigns the same cost to every labeling that is not pixel-by-pixel identical to the correct one.

The *expected loss* of the *Hamming-loss* takes the form (see Exercise)

$$\mathcal{R}_f^H(x) = 1 - \frac{1}{|\mathcal{Y}|} p(Y_i = f(x)_i | x),$$

which is minimized by predicting with $f(x)_i = \operatorname{argmax}_{y_i \in \mathcal{Y}} p(Y_i = y_i | x)$. To evaluate this prediction rule, we rely on **probabilistic inference**.

Loss-minimizing parameter learning

Loss-minimizing parameter learning

Let $\mathcal{D} = \{(x^1, y^1), \dots, (x^N, y^N)\} \subseteq \mathcal{X} \times \mathcal{Y}$ be a set of *i.i.d.* samples from the (unknown) *data distribution* $d(y | x)$ and $\Delta : \mathcal{Y} \times \mathcal{Y} \rightarrow \mathbb{R}_0^+$ be a *loss function*. The task is to find a weight vector w^* that leads to **minimal expected loss**, that is

$$w^* \in \operatorname{argmin}_{w \in \mathbb{R}^D} \mathbb{E}_{y \sim d(y|x)}[\Delta(y, f(x))]$$

for a *prediction function* $f(x) = \operatorname{argmax}_{y \in \mathcal{Y}} g(x, y; w)$, where $g : \mathcal{X} \times \mathcal{Y} \rightarrow \mathbb{R}$ is an **auxiliary function**, which is parameterized by $w \in \mathbb{R}^D$.

Pros:

- We directly optimize for the *quantity of interest*, i.e. the *expected loss*.
- We do not need to compute the *partition function* Z .

Cons:

- There is no probabilistic reasoning to find w .
- We need to know the *loss function* already at training time.

Regularized loss minimization

Let us define the *auxiliary function* as

$$g(x, y; w) := -E(y; x, w) \triangleq -\langle w, \varphi(x, y) \rangle.$$

We aim to find the parameter w^* that minimizes

$$\mathbb{E}_{y \sim d(y|x)}[\Delta(y, f(x))] = \mathbb{E}_{y \sim d(y|x)}[\Delta(y, \operatorname{argmax}_{y \in \mathcal{Y}} g(x, y; w))].$$

However, $d(y | x)$ is unknown, hence we use *approximation*:

$$\mathbb{E}_{y \sim d(y|x)}[\Delta(y, \operatorname{argmax}_{y \in \mathcal{Y}} g(x, y; w))] \approx \frac{1}{N} \sum_{n=1}^N \Delta(y^n, \operatorname{argmax}_{y \in \mathcal{Y}} g(x^n, y^n; w)).$$

Moreover, we add the **regularizer** $\lambda \|w\|^2$ in order to avoid *overfitting*.

Therefore, we get the objective

$$w^* \in \operatorname{argmin}_{w \in \mathbb{R}^D} \lambda \|w\|^2 + \frac{1}{N} \sum_{n=1}^N \Delta(y^n, \operatorname{argmax}_{y \in \mathcal{Y}} g(x^n, y^n; w)).$$

Digression: Support Vector Machine *

Let us consider the **binary classification** problem. Suppose we are given a set of labeled points $\{(x^1, t^1), \dots, (x^N, t^N)\}$ (i.e. a *training set*), where $x^n \in \mathbb{R}^D$ and $t^n \in \{-1, 1\}$ for all $n = 1, \dots, N$.

The *goal* is to find a hyperplane $y(x) := \langle w, x \rangle + w_0$ separating the input data according to their labels.



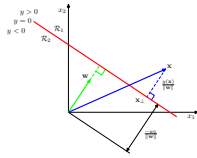
Source: C. Bishop. PRML, 2016

More precisely, $y(x^n) > 0$ for points having $t^n = 1$ and $y(x^n) < 0$ for points having $t^n = -1$, that is $t^n \cdot y(x^n) \geq 1$ for all training points.

If such a hyperplane exists, then we say the *training set* is **linearly separable**.

Digression: Support Vector Machine *

Probabilistic parameter learning Loss function Loss-minimizing parameter learning



Source: C. Bishop, PRML, 2016

We want to solve the following minimization problem:

$$\mathbf{w}^* \in \operatorname{argmin}_{\mathbf{w}} \|\mathbf{w}\|^2, \text{ subject to } t^n(\langle \mathbf{w}, \mathbf{x}^n \rangle + w_0) \geq 1, \text{ for all } n = 1, \dots, N.$$

Since the training set is not necessarily *linearly separable*, instead, we consider the following minimization for $\lambda > 0$

$$\mathbf{w}^* \in \operatorname{argmin}_{\mathbf{w}} \lambda \|\mathbf{w}\|^2 + \frac{1}{N} \sum_{n=1}^N \max(0, 1 - t^n(\langle \mathbf{w}, \mathbf{x}^n \rangle + w_0)).$$

where $\ell(y) = \max(0, 1 - ty)$ is called the **hinge loss** function.

Redefining the loss function

Probabilistic parameter learning Loss function Loss-minimizing parameter learning

$$\mathbf{w}^* \in \operatorname{argmin}_{\mathbf{w} \in \mathbb{R}^D} \lambda \|\mathbf{w}\|^2 + \frac{1}{N} \sum_{n=1}^N \Delta(\mathbf{y}^n, \operatorname{argmax}_{\mathbf{y} \in \mathcal{Y}} g(\mathbf{x}^n, \mathbf{y}; \mathbf{w})).$$

Note that the loss function $\Delta(\mathbf{y}, \operatorname{argmax}_{\mathbf{y} \in \mathcal{Y}} g(\mathbf{x}, \mathbf{y}; \mathbf{w}))$ is piecewise constant, hence it is **discontinuous**, therefore we cannot use gradient-based techniques.

As a remedy we will *replace* $\Delta(\mathbf{y}, \mathbf{y}')$ with a well behaved function $\ell(\mathbf{x}, \mathbf{y}; \mathbf{w})$, which is *continuous* and *convex* with respect to \mathbf{w} .

Typically, ℓ is chosen such that it is an **upper bound** to Δ .

Therefore, we will get a new objective, that is

$$\begin{aligned} \mathbf{w}^* \in \operatorname{argmin}_{\mathbf{w} \in \mathbb{R}^D} \lambda \|\mathbf{w}\|^2 + \frac{1}{N} \sum_{n=1}^N \ell(\mathbf{x}^n, \mathbf{y}^n; \mathbf{w}) \\ = \operatorname{argmin}_{\mathbf{w} \in \mathbb{R}^D} \frac{1}{2} \|\mathbf{w}\|^2 + \frac{C}{N} \sum_{n=1}^N \ell(\mathbf{x}^n, \mathbf{y}^n; \mathbf{w}), \text{ with } C = \frac{1}{2\lambda}. \end{aligned}$$

Structured hinge loss

Probabilistic parameter learning Loss function Loss-minimizing parameter learning

Let $\bar{\mathbf{y}} = \operatorname{argmax}_{\mathbf{y} \in \mathcal{Y}} g(\mathbf{x}^n, \mathbf{y}; \mathbf{w})$, then we get

$$\begin{aligned} \Delta(\mathbf{y}^n, \bar{\mathbf{y}}) &\leq \Delta(\mathbf{y}^n, \bar{\mathbf{y}}) + g(\mathbf{x}^n, \bar{\mathbf{y}}; \mathbf{w}) - g(\mathbf{x}^n, \mathbf{y}^n; \mathbf{w}) \\ &\leq \max_{\mathbf{y} \in \mathcal{Y}} (\Delta(\mathbf{y}^n, \mathbf{y}) + g(\mathbf{x}^n, \mathbf{y}; \mathbf{w}) - g(\mathbf{x}^n, \mathbf{y}^n; \mathbf{w})) \\ &\triangleq \ell(\mathbf{x}^n, \mathbf{y}^n, \mathbf{w}), \end{aligned}$$

which is called the **structured hinge loss**. Note that ℓ provides an upper bound for the *loss function* Δ . Moreover ℓ is continuous and convex, since it is a maximum over *affine functions*.

We remark that

$$\begin{aligned} \ell(\mathbf{x}^n, \mathbf{y}^n, \mathbf{w}) &\triangleq \max_{\mathbf{y} \in \mathcal{Y}} (\Delta(\mathbf{y}^n, \mathbf{y}) + g(\mathbf{x}^n, \mathbf{y}; \mathbf{w}) - g(\mathbf{x}^n, \mathbf{y}^n; \mathbf{w})) \\ &= \max \left(0, \max_{\mathbf{y} \in \mathcal{Y}} (\Delta(\mathbf{y}^n, \mathbf{y}) + g(\mathbf{x}^n, \mathbf{y}; \mathbf{w}) - g(\mathbf{x}^n, \mathbf{y}^n; \mathbf{w})) \right) \\ &= \max_{\mathbf{y} \in \mathcal{Y}} (\Delta(\mathbf{y}^n, \mathbf{y}) - \langle \mathbf{w}, \varphi(\mathbf{x}^n, \mathbf{y}) \rangle + \langle \mathbf{w}, \varphi(\mathbf{x}^n, \mathbf{y}^n) \rangle). \end{aligned}$$

Structured Support Vector Machine

Probabilistic parameter learning Loss function Loss-minimizing parameter learning

Let $g(\mathbf{x}, \mathbf{y}; \mathbf{w}) = -\langle \mathbf{w}, \varphi(\mathbf{x}, \mathbf{y}) \rangle$ be an *auxiliary function* parameterized by $\mathbf{w} \in \mathbb{R}^D$. For any $C > 0$, **structured support vector machine (S-SVM) training** chooses the parameter

$$\mathbf{w}^* \in \operatorname{argmin}_{\mathbf{w} \in \mathbb{R}^D} L(\mathbf{w}) = \operatorname{argmin}_{\mathbf{w} \in \mathbb{R}^D} \frac{1}{2} \|\mathbf{w}\|^2 + \frac{C}{N} \sum_{n=1}^N \ell(\mathbf{x}^n, \mathbf{y}^n, \mathbf{w})$$

with

$$\ell(\mathbf{x}^n, \mathbf{y}^n, \mathbf{w}) = \max_{\mathbf{y} \in \mathcal{Y}} (\Delta(\mathbf{y}^n, \mathbf{y}) - \langle \mathbf{w}, \varphi(\mathbf{x}^n, \mathbf{y}) \rangle + \langle \mathbf{w}, \varphi(\mathbf{x}^n, \mathbf{y}^n) \rangle).$$

Both probabilistic parameter learning and S-SVM do **regularized risk minimization**. For probabilistic parameter learning, the *regularized conditional log-likelihood function* can be written as ($C = \sigma^2$):

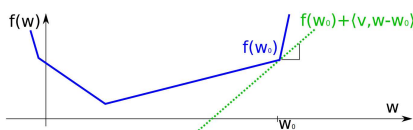
$$\mathbf{w}^* \in \operatorname{argmin}_{\mathbf{w} \in \mathbb{R}^D} \frac{1}{2} \|\mathbf{w}\|^2 + C \sum_{n=1}^N \log \sum_{\mathbf{y} \in \mathcal{Y}} \exp(\langle \mathbf{w}, \varphi(\mathbf{x}^n, \mathbf{y}) \rangle - \langle \mathbf{w}, \varphi(\mathbf{x}^n, \mathbf{y}^n) \rangle).$$

Subgradient *

Probabilistic parameter learning Loss function Loss-minimizing parameter learning

Let $f : \mathbb{R}^D \rightarrow \mathbb{R}$ be a **convex**, but not necessarily differentiable, function. A vector $\mathbf{v} \in \mathbb{R}^D$ is called a **subgradient** of f at \mathbf{w}_0 , if

$$f(\mathbf{w}) \geq f(\mathbf{w}_0) + \langle \mathbf{v}, \mathbf{w} - \mathbf{w}_0 \rangle \text{ for all } \mathbf{w}.$$



Source: <http://www.nowozin.net/sebastian/cvpr2011tutorial/slides/talk-svm.pdf>

Note that for differentiable f , the gradient $\mathbf{v} = \nabla f(\mathbf{w}_0)$ is the **only** subgradient.

Pseudo-code of subgradient descent minimization *

Probabilistic parameter learning Loss function Loss-minimizing parameter learning

Input: Tolerance $\epsilon > 0$ and step-sizes $\eta_t := \eta(t)$.

Output: The minimizer \mathbf{w} of L .

- 1: $\mathbf{w} \leftarrow \mathbf{0}$
- 2: $t \leftarrow 0$
- 3: **repeat**
- 4: $t \leftarrow t + 1$
- 5: $\mathbf{v} \in \nabla_{\mathbf{w}}^{\text{sub}} L(\mathbf{w})$
- 6: $\mathbf{w} \leftarrow \mathbf{w} - \eta(t) \mathbf{v}$
- 7: **until** L changed less than ϵ
- 8: **return** \mathbf{w}

Subgradient descent minimization *

Probabilistic parameter learning Loss function Loss-minimizing parameter learning

This method converges to **global minimum**, but rather inefficient if the objective function L is non-differentiable.

For step sizes satisfying **diminishing step size conditions**:

$$\lim_{t \rightarrow \infty} \eta_t = 0, \text{ and } \sum_{t=0}^{\infty} \eta_t \rightarrow \infty$$

convergence is guaranteed.

Example:

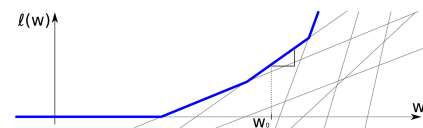
$$\eta_t = \eta(t) := \frac{1+m}{t+m} \text{ for any } m \geq 0.$$

Numerical solution

Probabilistic parameter learning Loss function Loss-minimizing parameter learning

$$\operatorname{argmin}_{\mathbf{w} \in \mathbb{R}^D} \frac{1}{2} \|\mathbf{w}\|^2 + \frac{C}{N} \sum_{n=1}^N \max_{\mathbf{y} \in \mathcal{Y}} (\Delta(\mathbf{y}^n, \mathbf{y}) - \langle \mathbf{w}, \varphi(\mathbf{x}^n, \mathbf{y}) \rangle + \langle \mathbf{w}, \varphi(\mathbf{x}^n, \mathbf{y}^n) \rangle).$$

As we have discussed, this function is non-differentiable. Therefore, we cannot use gradient descent directly, so we have to use subgradients.



Source: <http://www.nowozin.net/sebastian/cvpr2011tutorial/slides/talk-svm.pdf>

For each $\mathbf{y} \in \mathcal{Y}$, ℓ is a linear function, since it is the maximum over all $\mathbf{y} \in \mathcal{Y}$. In order to calculate the subgradient at \mathbf{w}_0 , one may find the maximal (active) \mathbf{y} , and then use $\mathbf{v} = \nabla \ell(\mathbf{w}_0)$.

Calculating the subgradient

Probabilistic parameter learning Loss function Loss-minimizing parameter learning

$$\operatorname{argmin}_{\mathbf{w} \in \mathbb{R}^D} \frac{1}{2} \|\mathbf{w}\|^2 + \frac{C}{N} \sum_{n=1}^N \max_{\mathbf{y} \in \mathcal{Y}} (\Delta(\mathbf{y}^n, \mathbf{y}) - \langle \mathbf{w}, \varphi(\mathbf{x}^n, \mathbf{y}) \rangle + \langle \mathbf{w}, \varphi(\mathbf{x}^n, \mathbf{y}^n) \rangle).$$

Let $\bar{\mathbf{y}} \in \operatorname{argmax}_{\mathbf{y} \in \mathcal{Y}} \Delta(\mathbf{y}^n, \mathbf{y}) - \langle \mathbf{w}, \varphi(\mathbf{x}^n, \mathbf{y}) \rangle$. A subgradient \mathbf{v} of $L(\mathbf{w})$ is given by

$$\begin{aligned} \nabla_{\mathbf{w}}^{\text{sub}} \left(\frac{1}{2} \|\mathbf{w}\|^2 + \frac{C}{N} \sum_{n=1}^N \max_{\mathbf{y} \in \mathcal{Y}} (\Delta(\mathbf{y}^n, \mathbf{y}) - \langle \mathbf{w}, \varphi(\mathbf{x}^n, \mathbf{y}) \rangle + \langle \mathbf{w}, \varphi(\mathbf{x}^n, \mathbf{y}^n) \rangle) \right) \\ \ni \nabla_{\mathbf{w}} \left(\frac{1}{2} \|\mathbf{w}\|^2 + \frac{C}{N} \sum_{n=1}^N (\Delta(\mathbf{y}^n, \bar{\mathbf{y}}) - \langle \mathbf{w}, \varphi(\mathbf{x}^n, \bar{\mathbf{y}}) \rangle + \langle \mathbf{w}, \varphi(\mathbf{x}^n, \mathbf{y}^n) \rangle) \right) \\ = \mathbf{w} + \frac{C}{N} \sum_{n=1}^N -\varphi(\mathbf{x}^n, \bar{\mathbf{y}}) + \varphi(\mathbf{x}^n, \mathbf{y}^n) \\ = \mathbf{w} + \frac{C}{N} \sum_{n=1}^N \varphi(\mathbf{x}^n, \mathbf{y}^n) - \varphi(\mathbf{x}^n, \operatorname{argmax}_{\mathbf{y} \in \mathcal{Y}} \Delta(\mathbf{y}^n, \mathbf{y}) - \langle \mathbf{w}, \varphi(\mathbf{x}^n, \mathbf{y}) \rangle) =: \mathbf{v}. \end{aligned}$$

Subgradient descent S-SVM learning *

Probabilistic parameter learning Loss function Loss-minimizing parameter learning

Input: Training set $\mathcal{D} = \{(\mathbf{x}^n, \mathbf{y}^n)\}_{n=1}^N$, energies $\varphi(\mathbf{x}, \mathbf{y})$, loss function $\Delta: \mathcal{Y} \times \mathcal{Y} \rightarrow \mathbb{R}_0^+$, regularizer C , and step-sizes $\{\eta_t\}_{t=1}^T$.

Output: the weight vector \mathbf{w} for the prediction function

$$f(\mathbf{x}) = \operatorname{argmax}_{\mathbf{y} \in \mathcal{Y}} -\langle \mathbf{w}, \varphi(\mathbf{x}, \mathbf{y}) \rangle.$$

- 1: $\mathbf{w} \leftarrow \mathbf{0}$
- 2: **for** $t = 1, \dots, T$ **do**
- 3: **for** $n = 1, \dots, N$ **do**
- 4: $\bar{\mathbf{y}} \leftarrow \operatorname{argmax}_{\mathbf{y} \in \mathcal{Y}} \Delta(\mathbf{y}^n, \mathbf{y}) - \langle \mathbf{w}, \varphi(\mathbf{x}^n, \mathbf{y}) \rangle$
- 5: $\mathbf{v}^n \leftarrow -\varphi(\mathbf{x}^n, \bar{\mathbf{y}}) + \varphi(\mathbf{x}^n, \mathbf{y}^n)$
- 6: **end for**
- 7: $\mathbf{w} \leftarrow \mathbf{w} - \eta_t \left(\mathbf{w} + \underbrace{\frac{C}{N} \sum_{n=1}^N \mathbf{v}^n}_{\mathbf{v}} \right)$

8: **end for**

The step-size can be chosen as $\eta_t := \eta(t) = \frac{1}{t}$ for all $t = 1, \dots, T$. Note that each update of \mathbf{w} needs an argmax -prediction for each training sample.

Stochastic subgradient descent S-SVM learning *

Probabilistic parameter learning Loss function Loss-minimizing parameter learning

Input: Training set $\mathcal{D} = \{(\mathbf{x}^1, \mathbf{y}^1), \dots, (\mathbf{x}^n, \mathbf{y}^n)\}$, energies $\varphi(\mathbf{x}, \mathbf{y})$, loss function $\Delta: \mathcal{Y} \times \mathcal{Y} \rightarrow \mathbb{R}_0^+$, regularizer C , number of iterations T and step-sizes $\{\eta_t\}_{t=1}^T$.

Output: The weight vector \mathbf{w} for the prediction function

$$f(\mathbf{x}) = \operatorname{argmax}_{\mathbf{y} \in \mathcal{Y}} -\langle \mathbf{w}, \varphi(\mathbf{x}, \mathbf{y}) \rangle.$$

- 1: $\mathbf{w} \leftarrow \mathbf{0}$
- 2: **for** $t = 1, \dots, T$ **do**
- 3: $(\mathbf{x}^n, \mathbf{y}^n) \leftarrow$ a randomly chosen training example
- 4: $\bar{\mathbf{y}} \leftarrow \operatorname{argmax}_{\mathbf{y} \in \mathcal{Y}} \Delta(\mathbf{y}^n, \mathbf{y}) - \langle \mathbf{w}, \varphi(\mathbf{x}^n, \mathbf{y}) \rangle$
- 5: $\mathbf{w} \leftarrow \mathbf{w} - \eta_t \left(\mathbf{w} + \frac{C}{N} (-\varphi(\mathbf{x}^n, \bar{\mathbf{y}}) + \varphi(\mathbf{x}^n, \mathbf{y}^n)) \right)$
- 6: **end for**

Note that each update step of \mathbf{w} needs only one argmax -prediction, however we will generally need **many** iterations until convergence.

Summary of S-SVM learning *

Probabilistic parameter learning Loss function Loss-minimizing parameter learning

We are given a *training set* $\mathcal{D} = \{(\mathbf{x}^1, \mathbf{y}^1), \dots, (\mathbf{x}^n, \mathbf{y}^n)\} \subset \mathcal{X} \times \mathcal{Y}$ and a problem specific *loss function* $\Delta: \mathcal{Y} \times \mathcal{Y} \rightarrow \mathbb{R}_0^+$. The task is to *learn* parameter \mathbf{w} for a *prediction function*

$$f(\mathbf{x}) = \operatorname{argmax}_{\mathbf{y} \in \mathcal{Y}} -\langle \mathbf{w}, \varphi(\mathbf{x}, \mathbf{y}) \rangle = \operatorname{argmin}_{\mathbf{y} \in \mathcal{Y}} \langle \mathbf{w}, \varphi(\mathbf{x}, \mathbf{y}) \rangle$$

that minimizes *expected loss* on the *training set*.

S-SVM solution derived by the *maximum margin framework*:

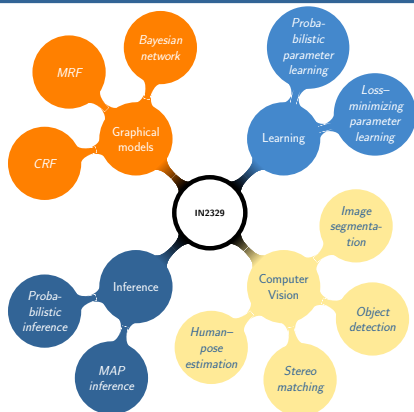
$$\langle \mathbf{w}, \varphi(\mathbf{x}^n, \mathbf{y}) \rangle \leq \langle \mathbf{w}, \varphi(\mathbf{x}^n, \mathbf{y}^n) \rangle + \Delta(\mathbf{y}^n, \mathbf{y}),$$

that is the predicted output is enforced to be not worse than the correct one by a *margin*.

We have seen that *S-SVM training* ends up a **convex optimization** problem, but it is **non-differentiable**. Furthermore it requires repeated *argmax predictions*.

Next lecture: Summary of the course *

Probabilistic parameter learning Loss function Loss-minimizing parameter learning



Literature *

Probabilistic parameter learning Loss function Loss-minimizing parameter learning

1. Sebastian Nowozin and Christoph H. Lampert. Structured prediction and learning in computer vision. *Foundations and Trends in Computer Graphics and Vision*, 6(3-4), 2010
2. Christopher Bishop. *Pattern Recognition and Machine Learning*. Springer, 2006
3. Shuai Zheng, Sadeep Jayasumana, Bernardino Romera-Paredes, Vibhav Vineet, Zhizhong Su, Dalong Du, Chang Huang, and Philip Torr. Conditional random fields as recurrent neural networks. In *Proceedings of International Conference on Computer Vision*, Santiago, Chile, December 2015. IEEE, IEEE
4. Guosheng Lin, Chunhua Shen, Anton van den Hengel, and Ian Reid. Efficient piecewise training of deep structured models for semantic segmentation. In *Proceedings of IEEE Conference on Computer Vision and Pattern Recognition*, Las Vegas, NV, USA, 2016. IEEE