



Inverse Problems and  
Image Restoration

Image Denoising

Image Deblurring

Inverse Problems and  
Bayesian Inference

Motion Blur and  
Defocus Blur

Video Super  
Resolution

# Chapter 4

## Variational Image Restoration

Computer Vision I: Variational Methods

Winter 2014/15

Prof. Daniel Cremers  
Chair for Computer Vision and Pattern Recognition  
Departments of Informatics & Mathematics  
Technical University of Munich



- ➊ Inverse Problems and Image Restoration
- ➋ Image Denoising
- ➌ Image Deblurring
- ➍ Inverse Problems and Bayesian Inference
- ➎ Motion Blur and Defocus Blur
- ➏ Video Super Resolution

Inverse Problems and  
Image Restoration

Image Denoising

Image Deblurring

Inverse Problems and  
Bayesian Inference

Motion Blur and  
Defocus Blur

Video Super  
Resolution



In mathematics, the conversion of measurement data into information about the observed object or the observed physical system is referred to as an **inverse problem**.

Following **Hadamard (1902)**, a mathematical problem is called **well-posed** iff:

- 1 A solution exists.
- 2 The solution is unique.
- 3 The solution's behavior changes continuously with the initial conditions.

Inverse problems are often **ill-posed**. Since the measurement data is often not sufficient to uniquely characterize the observed object or system, one introduces **prior knowledge** to disambiguate which solutions are apriori more likely. In the context of variational methods this prior knowledge gives rise to the **regularity term**.

# Image Restoration: Denoising

**Image restoration** is a classical inverse problem: Given an observed image  $f : \Omega \rightarrow \mathbb{R}$  and a (typically stochastic) model of an **image degradation process**, we want to restore the original image  $u : \Omega \rightarrow \mathbb{R}$ .

**Image denoising** is an example of image restoration where we assume that the true image  $u$  is corrupted by (additive) noise:

$$f = u + \eta, \quad \eta \sim \mathcal{N}(0, \sigma).$$

**Rudin, Osher, Fatemi (1992)** denoise  $f$  by minimizing a quadratic data term with **Total Variation (TV)** regularization:

$$\min_u \frac{1}{2} \int |u - f|^2 dx + \int |\nabla u| dx.$$

This gives rise to the **Euler-Lagrange equation**

$$u - f - \operatorname{div} \left( \frac{\nabla u}{|\nabla u|} \right) = 0.$$

Other noise models and regularizers are conceivable.



# Image Restoration: Denoising



original



noisy



denoised

(Goldlücke, Strekalovskiy, Cremers, SIAM J. Imaging Sci. '12)

Inverse Problems and  
Image Restoration

Image Denoising

Image Deblurring

Inverse Problems and  
Bayesian Inference

Motion Blur and  
Defocus Blur

Video Super  
Resolution

## Image Restoration: Deblurring

A prototypical **blur model** is given by

$$f = A * u + \eta \quad \eta \sim \mathcal{N}(0, \sigma),$$

with a blur kernel  $A$ .

In a variational setting, this process can be inverted by minimizing the **TV deblurring functional**:

$$\min_u \frac{1}{2} \int |A * u - f|^2 dx + \int |\nabla u| dx.$$

For symmetric kernels  $A$ , the **Euler-Lagrange equation** is given by:

$$A * (A * u - f) - \operatorname{div} \left( \frac{\nabla u}{|\nabla u|} \right) = 0,$$

and the **gradient descent equation**


$$\frac{\partial u}{\partial t} = -A * (A * u - f) + \operatorname{div} \left( \frac{\nabla u}{|\nabla u|} \right).$$



# Image Restoration: Deblurring



Original



blurred and noisy



deblurred

(Goldluecke, Cremers, ICCV 2011)

# Inverse Problems and Bayesian Inference

The framework of **Bayesian inference** allows to systematically derive functionals for different image formation models.

Let  $u$  be the unknown true image and  $f$  the observed one, then we can write the joint probability for  $u$  and  $f$  as:

$$\mathcal{P}(u, f) = \mathcal{P}(u|f) \mathcal{P}(f) = \mathcal{P}(f|u) \mathcal{P}(u).$$

Rewriting this expression we obtain the **Bayesian formula** (Thomas Bayes 1887):

$$\mathcal{P}(u|f) = \frac{\mathcal{P}(f|u) \mathcal{P}(u)}{\mathcal{P}(f)}.$$

**Maximum Aposteriori (MAP) estimation** aims at computing the most likely solution  $\hat{u}$  given  $f$  by maximizing the **posterior probability**  $\mathcal{P}(u|f)$

$$\hat{u} = \arg \max_u \mathcal{P}(u|f) = \arg \max_u \mathcal{P}(f|u) \mathcal{P}(u).$$

$\mathcal{P}(f|u)$  is called the **likelihood** and  $\mathcal{P}(u)$  the **prior**.





## MAP Estimation in the Discrete Setting

Let us assume  $n$  independent pixels. For each the **measured intensity**  $f_i$  is given by the **true intensity**  $u_i$  **plus additive Gaussian noise**. This corresponds to the likelihood

$$\mathcal{P}(f_i|u_i) \propto \exp\left(-\frac{(u_i - f_i)^2}{2\sigma^2}\right).$$

Since all measurements are mutually independent, we obtain for the entire vector  $f = (f_1, \dots, f_n)$  of pixel intensities:

$$\mathcal{P}(f|u) = \prod_{i=1}^n \mathcal{P}(f_i|u) = \prod_{i=1}^n \mathcal{P}(f_i|u_i) \propto \prod_{i=1}^n \exp\left(-\frac{(u_i - f_i)^2}{2\sigma^2}\right).$$

We now expand the prior:

$$\mathcal{P}(u) = \mathcal{P}(u_1 \dots u_n) = \mathcal{P}(u_1|u_2 \dots u_n) \mathcal{P}(u_2 \dots u_n) \propto \prod_{i=1}^{n-1} \mathcal{P}(u_i|u_{i+1}),$$

where we assumed a **Markov property**, namely that the probability of  $u_i$  is sufficiently characterized by its neighbor.



## MAP Estimation in the Discrete Setting

Assuming a simple **smoothness prior**, we have:

$$\mathcal{P}(u) \propto \prod_{i=1}^{n-1} \mathcal{P}(u_i | u_{i+1}) \propto \prod_{i=1}^{n-1} \exp(-\lambda |u_i - u_{i+1}|).$$

With these assumptions, the **posterior distribution** is given by:

$$\mathcal{P}(u|f) \propto \prod_{i=1}^n \exp\left(-\frac{|f_i - u_i|^2}{2\sigma^2}\right) \prod_{i=1}^{n-1} \exp(-\lambda |u_i - u_{i+1}|)$$

Rather than maximizing this probability distribution, one can equivalently **minimize its negative logarithm** (because the logarithm is strictly monotonous).

It is given by the **energy**

$$E(u) = -\log \mathcal{P}(u|f) = \sum_{i=1}^n \frac{|f_i - u_i|^2}{2\sigma^2} + \lambda \sum_{i=1}^{n-1} |u_i - u_{i+1}| + \text{const.}$$



## MAP Estimation in the Continuous Setting

Similarly one can define **Bayesian MAP optimization in the continuous setting**, where the likelihood is given by:

$$\mathcal{P}(f|u) \propto \exp \left( - \int \frac{|f(x) - u(x)|^2}{2\sigma^2} dx \right),$$

and the prior is given by

$$\mathcal{P}(u) \propto \exp \left( -\lambda \int |\nabla u(x)| dx \right).$$

Thus the data term in variational methods corresponds to the likelihood, whereas the regularizer corresponds to the prior:

$$E(u) = -\log \mathcal{P}(u|f) = \int \frac{|f(x) - u(x)|^2}{2\sigma^2} dx + \lambda \int |\nabla u(x)| dx + \text{const.}$$

A systematic derivation of **probability distributions on infinite-dimensional spaces** requires a more formal derivation (introduction of measures etc). This is beyond our scope.



## Image Restoration: Motion Blur

Assume the camera lens opens instantly and remains open during the time interval  $[0, T]$  in which the camera moves with constant velocity  $V$  in  $x$ -direction. The observed brightness is

$$g(x, y) = \frac{1}{T} \int_0^T f(x - Vt, y) dt.$$

Inserting  $x' \equiv Vt$ , we get a convolution

$$g(x, y) = \frac{1}{VT} \int_0^{VT} f(x - x', y) dx' = \int_{-\infty}^{\infty} f(x - x', y - y') h(x', y') dx' dy',$$

with the anisotropic blur kernel:

$$h(x', y') = \frac{1}{VT} \cdot \delta(y') \cdot \chi_{[0, VT]}(x'),$$

and


$$\chi_{[a, b]}(x') = \begin{cases} 1, & \text{if } x' \in [a, b] \\ 0, & \text{else} \end{cases} \quad (\text{box filter})$$



## Example: Motion Blur



Original



Motion-blurred

(Author: D. Cremers)

Inverse Problems and  
Image Restoration

Image Denoising

Image Deblurring

Inverse Problems and  
Bayesian Inference

Motion Blur and  
Defocus Blur

Video Super  
Resolution

# Image Restoration: Defocus Blur

**Defocus blur** arises with real (in particular thick) lenses because structures are increasingly blurred, the further they are from the focal plane.

Depending on the focal setting and the depth of the scene, we will therefore observe a **space-varying blur** which allows us to infer the local depth (**shape from focus / defocus**).



Scene captured with three different focal settings.

(Source: Favaro, Soatto, PAMI 2005)



Inverse Problems and  
Image Restoration

Image Denoising

Image Deblurring

Inverse Problems and  
Bayesian Inference

Motion Blur and  
Defocus Blur

Video Super  
Resolution

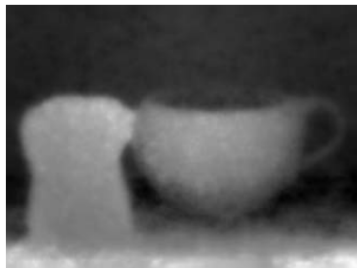
# Image Restoration: Defocus Blur




images with different focus



images with different focus



depth reconstruction



depth reconstruction

(Favaro et al., IEEE T. on PAMI 2008)



Inverse Problems and  
Image Restoration

Image Denoising

Image Deblurring

Inverse Problems and  
Bayesian Inference

Motion Blur and  
Defocus Blur

Video Super  
Resolution

# Image Restoration: Super Resolution

Super resolution from video exploits the redundancy available in multiple images. We assume that each image  $f_i$  is a blurred and downsampled version of a high-resolution scene.

We can try to recover a high-resolution image  $u$  with a variational approach of the form:

$$\min_u \sum_{i=1}^n \int |A(u \circ w_i) - f_i| dx + \lambda \int |\nabla u| dx.$$

The deformation field  $w_i : \Omega \rightarrow \Omega$  models the warping from the original scene into image  $i$ , and  $A$  is a linear operator modeling the blurring and downsampling. Again, the variational approach aims at inverting an image formation process of the form:

$$f_i = A(u \circ w_i) + \eta,$$

which states that the observed image is obtained from the “true” image by nonrigid deformation, blurring and downsampling plus additive Poisson-distributed noise  $\eta$ .





# Image Restoration: Super Resolution



One of several input images



Superresolution estimate

(Schoenemann, Cremers, IEEE T. on Image Processing 2012)

Inverse Problems and  
Image Restoration

Image Denoising

Image Deblurring

Inverse Problems and  
Bayesian Inference

Motion Blur and  
Defocus Blur

Video Super  
Resolution