

Deep Learning for Computer Vision

The Team

Lecturers



Dr. Laura
Leal-Taixé



Prof. Dr. Matthias
Niessner

Tutors



Thomas
Frerix



Tim
Meinhardt



Ji
Hou




Andreas
Rössler

Deep Learning for Computer Vision

Why

What is Computer Vision?

- First defined in the 60s in artificial intelligence groups
- “Mimic the human visual system”
- Center block of robotic intelligence



PROJECT MAC

Artificial Intelligence Group
Vision Memo. No. 100.

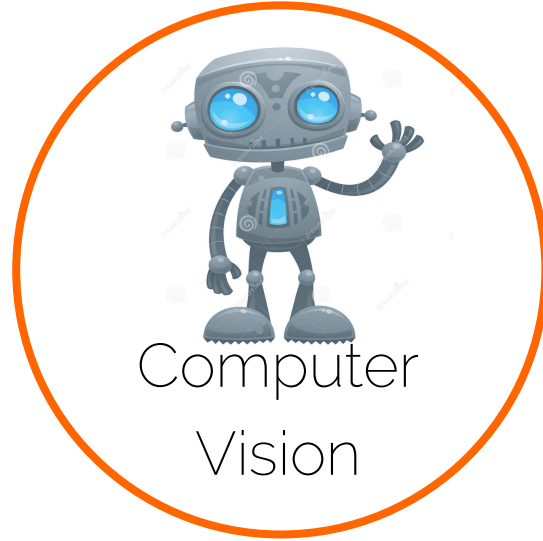
July 7, 1966

THE SUMMER VISION PROJECT

Seymour Papert

The summer vision project is an attempt to use our summer workers effectively in the construction of a significant part of a visual system. The particular task was chosen partly because it can be segmented into sub-problems which will allow individuals to work independently and yet participate in the construction of a system complex enough to be a real landmark in the development of "pattern recognition".

Some decades later...



Engineering

Mathematics

Computer
science

Robotics

Artificial
Intelligence
ML

NLP
Speech

Algorithms
Optimization



Computer
Vision

Optics
Image
processing

Neuroscience

Physics

Biology

Psychology

Engineering

Mathematics

Computer
science

Robotics

Artificial
Intelligence
ML

NLP
Speech

Algorithms
Optimization



Computer
Vision

Optics
Image
processing


Neuroscience

Physics


Biology

Psychology

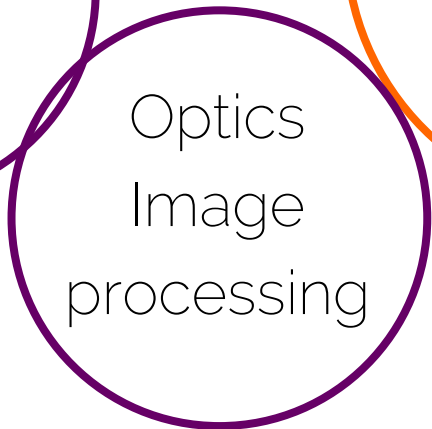
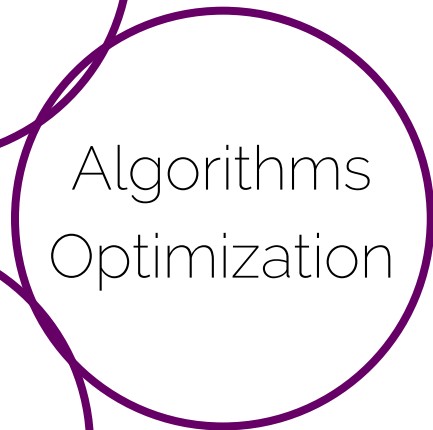
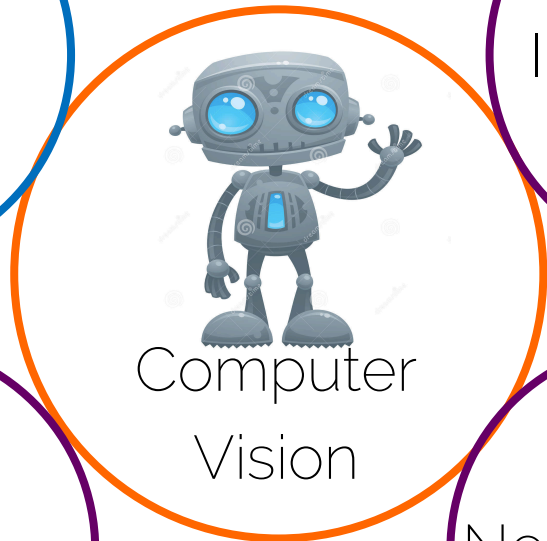
Engineering



Mathematics



Computer
science



Physics

Biology

Psychology

Engineering

Mathematics

Computer
science

Robotics

Artificial
Intelligence
ML

NLP
Speech

Algorithms
Optimization

Computer
Vision

Optics
Image
processing

Neuroscience


Physics

Biology

Psychology




Computer Vision at TUM




Computer Vision at TUM




One of the input images




Proposed ($L = 2$)




Proposed ($L = 4$)



Proposed ($L = 8$)




Proposed ($L = 16$)




Baseline ($L = 270$)




Baseline ($L = 2$)



Baseline ($L = 4$)





Baseline ($L = 8$)



Baseline ($L = 16$)

Computer Vision at TUM




L. Leal-Taixé, A. Milan, I. Reid, S. Roth and K. Schindler. arXiv:1504.01942, 2015.

Computer Vision at TUM



Engel, Schöps, Cremers., *ECCV 2014*.

Computer Vision at TUM



BundleFusion: Dai, Niessner, Zollhoefer, Izadi, Theobalt, ToG 2017.

Computer Vision at TUM



Face2Face: Thies, Zollhoefer, Stamminger, Theobalt, Niessner., CVPR 2016.

CV lectures at TUM

- Machine Learning for Robotics and Computer Vision
- Computer Vision 1: Variational Methods
- Computer Vision 2: Multiple View Geometry
- Convex optimization for Machine Learning and Computer Vision
- Probabilistic Graphical Models in Computer Vision
- Analysis of Three-Dimensional Shapes

Problem solving

Computational theory	Representation and algorithm	Hardware implementation
What is the goal of the computation, why is it appropriate, and what is the logic of the strategy by which it can be carried out?	How can this computational theory be implemented? In particular, what is the representation for the input and output, and what is the algorithm for the transformation?	How can the representation and algorithm be realized physically?

Figure 1–4. The three levels at which any machine carrying out an information-processing task must be understood.

Stages of vision

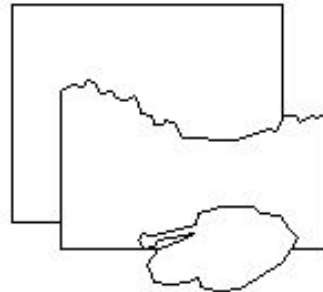
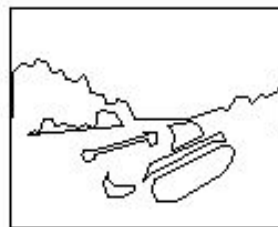
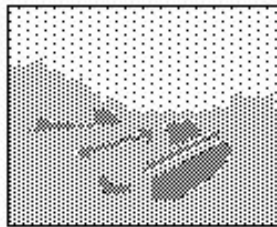
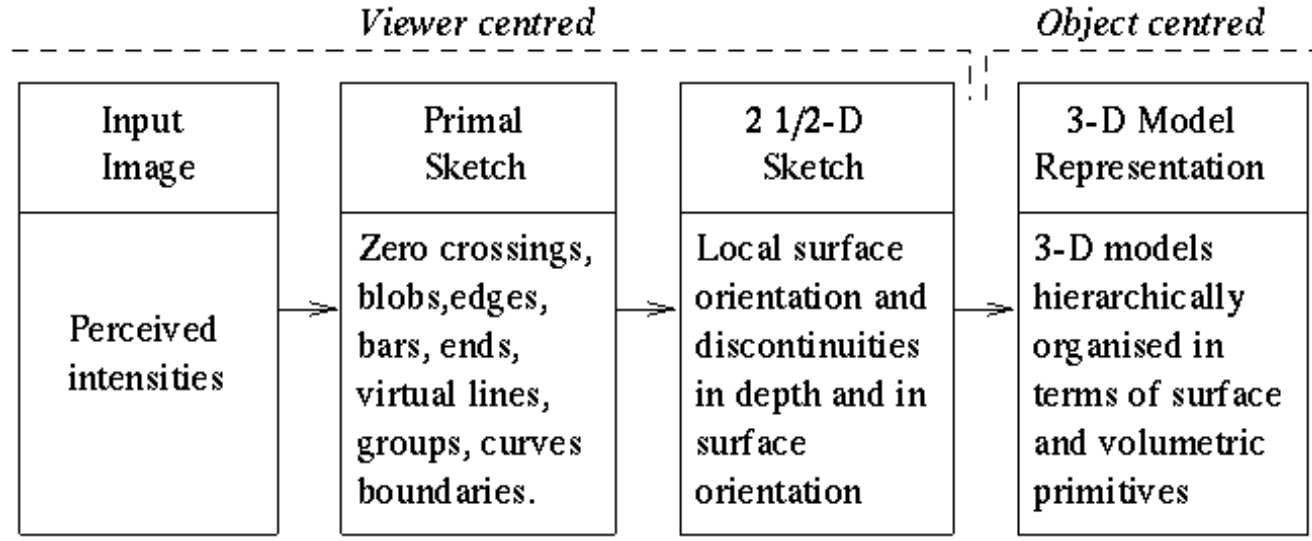




Image classification



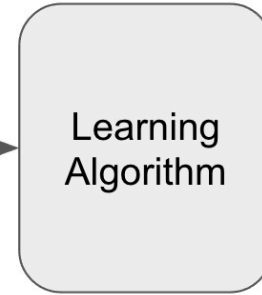
Input image



Preprocessing



Features : HAAR, HOG,
SIFT, SURF




SVM,
Random
Forests,
ANN



Cat or
Background




Image classification



Input image



**Cat or
Background**



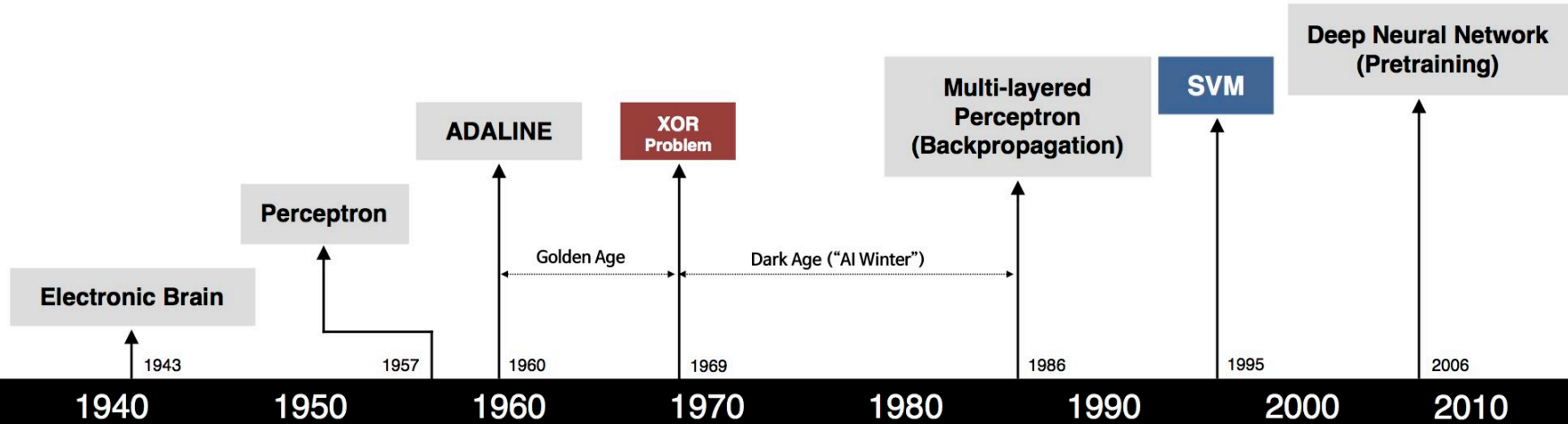
Open the box



Become magicians

Deep Learning for Computer Vision?

Deep Learning History



S. McCulloch - W. Pitts



F. Rosenblatt



B. Widrow - M. Hoff



M. Minsky - S. Papert



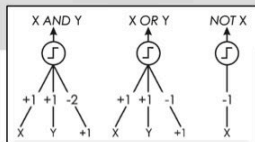
D. Rumelhart - G. Hinton - R. Williams



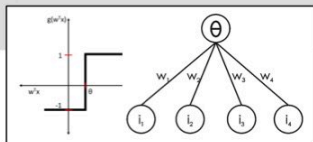
V. Vapnik - C. Cortes



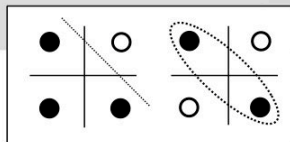
G. Hinton - S. Ruslan



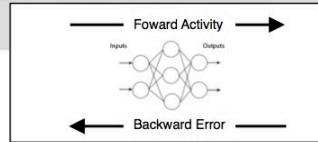
- Adjustable Weights
- Weights are not Learned



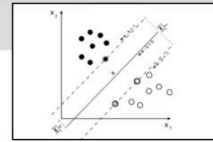
- Learnable Weights and Threshold



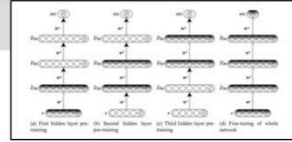
- XOR Problem



- Solution to nonlinearly separable problems
- Big computation, local optima and overfitting



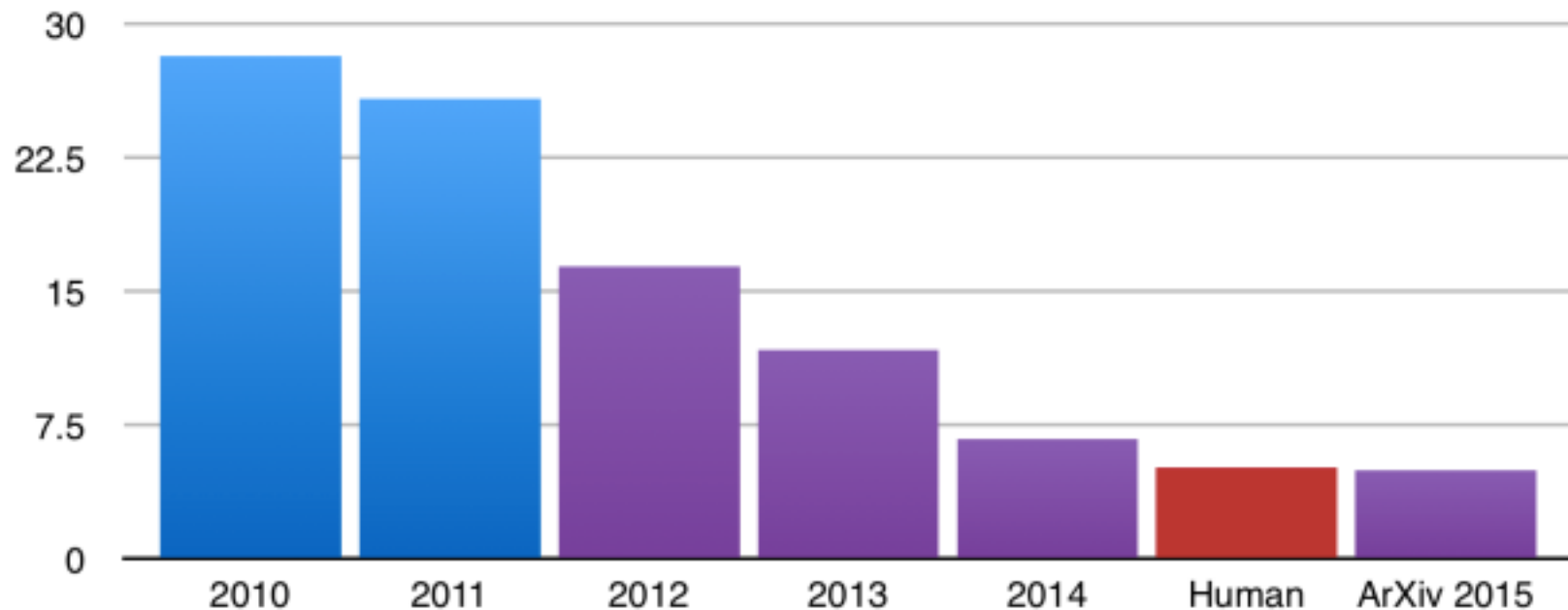
- Limitations of learning prior knowledge
- Kernel function: Human Intervention



- Hierarchical feature Learning

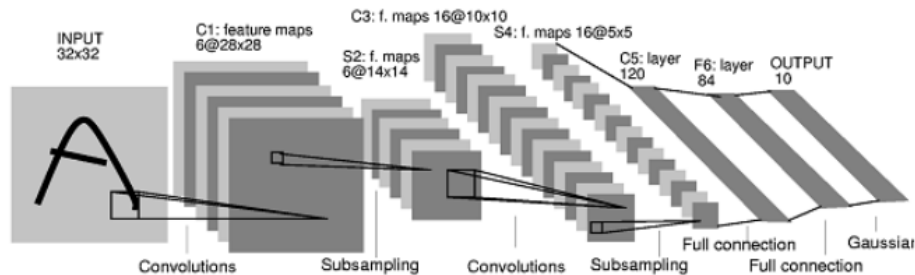
The empire strikes back

ILSVRC top-5 error on ImageNet



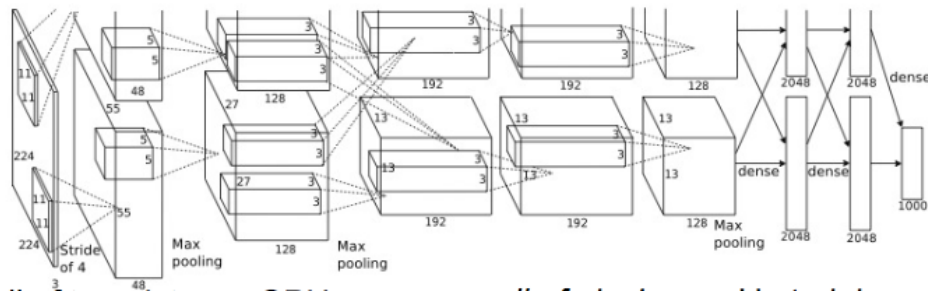
What has changed?

1988
LeCun
et al.



- MNIST digit recognition dataset
- 10^7 pixels used in training

2012
Krizhevsky
et al.



- ImageNet image recognition dataset
- 10^{14} pixels used in training


What made this possible?



Models know
where to learn from

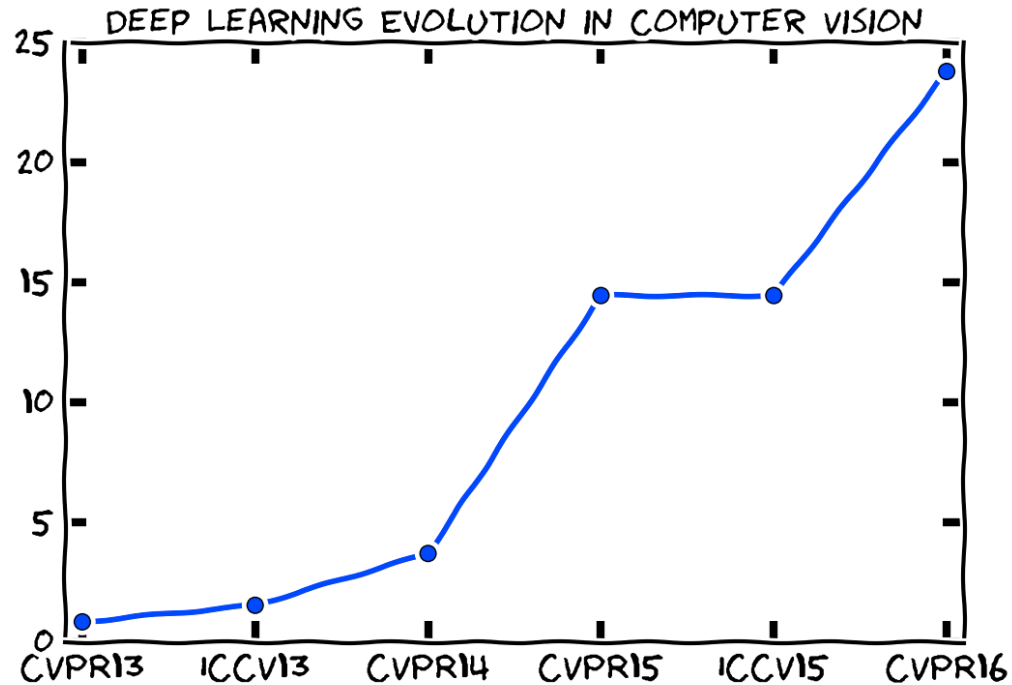


Models are
trainable




Models are
complex

Deep Learning and Computer Vision



Credits: Dr. Pont-Tuset, ETH Zurich

Deep Learning nowadays

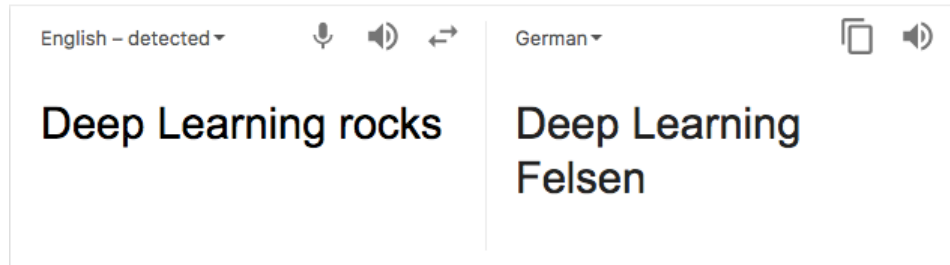


AlphaGo

ever punch a cactus?




Emoticon suggestion



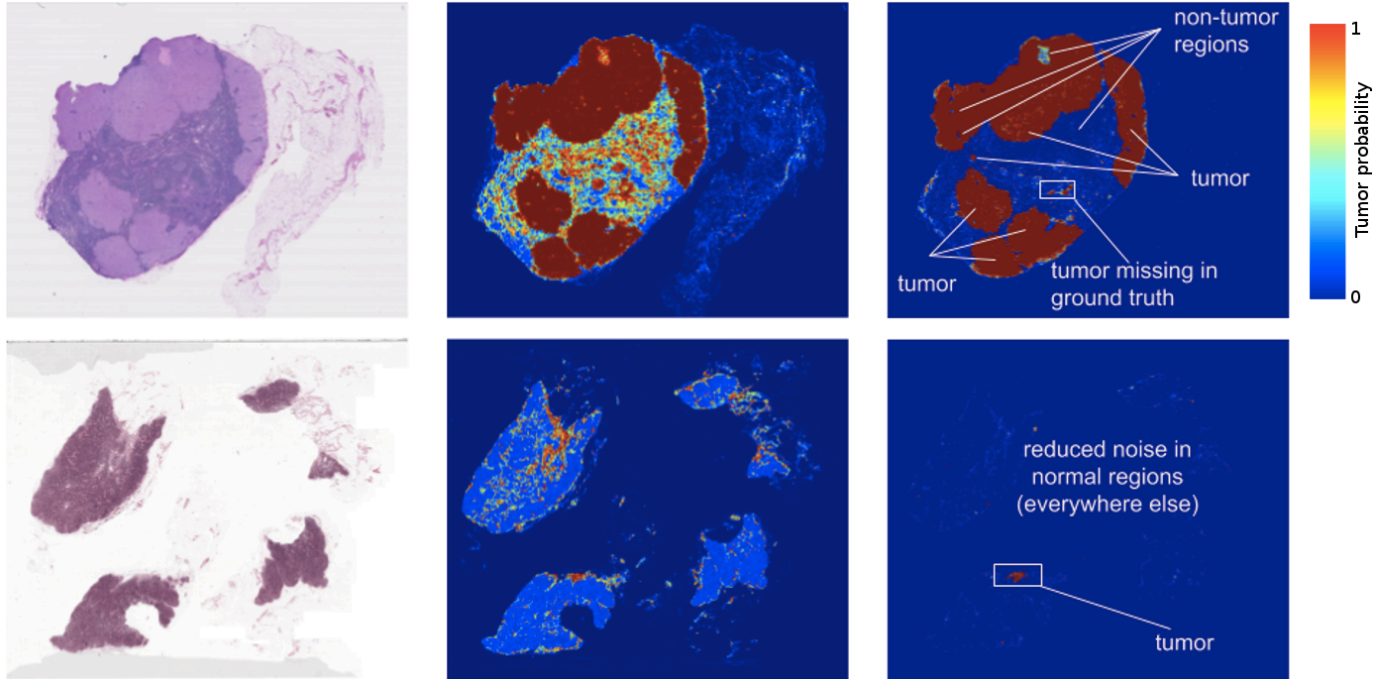
Machine translation

Deep Learning nowadays



Self-driving cars

Deep Learning nowadays



Healthcare, cancer detection

Deep Learning is everywhere

nervana  FIVEFOCAL  DEXTRO

 MARKABLE SHOP ANY PHOTO™  umbo cv  spotscale Buildings Decoded SPORTLOGiQ

wrnch  MORPHEUS  ALMOND RESEARCH  Neon BODY x LABS

CVPR 2016 sponsors

Deep Learning is everywhere



CVPR 2016 sponsors

Deep Learning is everywhere



MathWorks®



Disney Research

SIEMENS

SRI International

DEEPLINT
格 灵 深 瞳



UISEE 驭势 QUALCOMM®

itseez 

Honeywell

Tencent 腾讯

Panasonic



meitu



CVPR 2016 sponsors

Deep Learning is everywhere



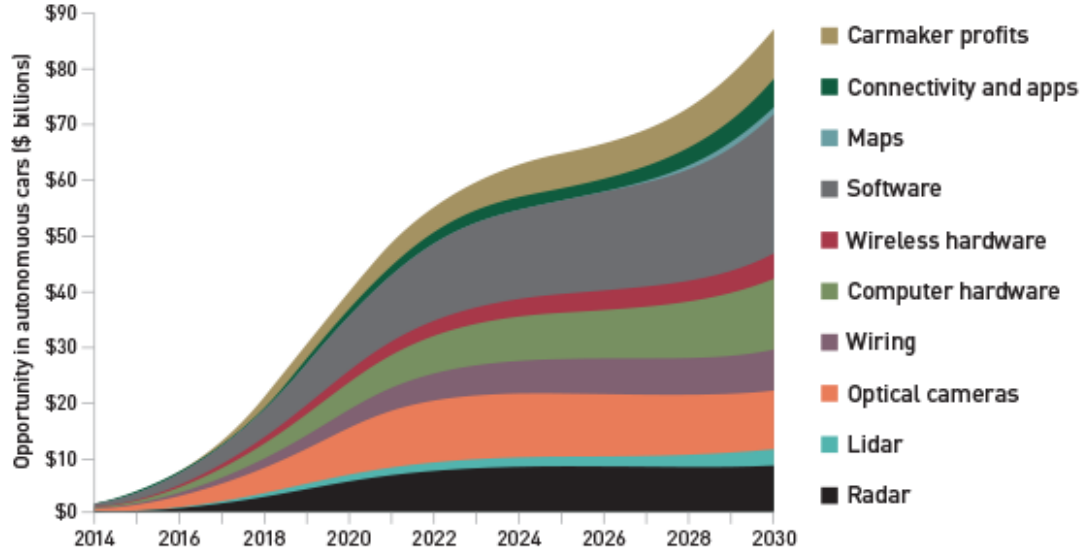
CVPR 2016 sponsors

Deep Learning is everywhere



CVPR 2016 sponsors

Deep Learning market



- [...]market research report Deep Learning Market [...] Global Forecasts to 2022", the deep learning market is expected to be worth **USD 1,722.9 Million by 2022.**

Deep Learning at TUM



S. Caelles, K.K. Maninis, J. Pont-Tuset, L. Leal-Taixé, D. Cremers, and L. Van Gool.
One-Shot Video Object Segmentation, CVPR 2017.

Deep Learning at TUM

```

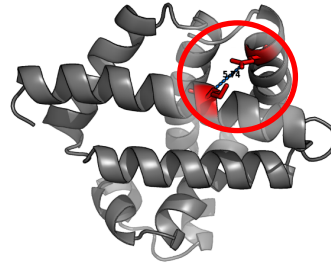
VLSEGEWQLVLHVWAK
VEADVAGHGQDILIRL
FKSHPETLEKFDRFKH
LKTEAEMKASEDLKKH
GVTVLT (Homo sapiens)
    
```

Sequence (length=L)

HMM

```

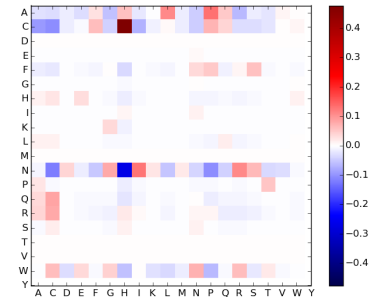

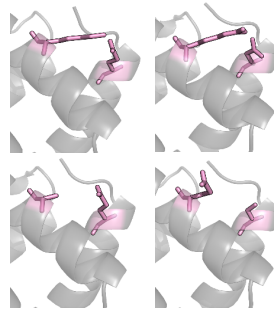
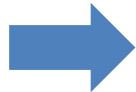
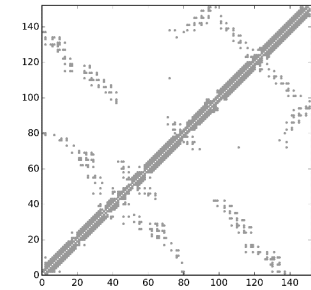
VI.SEGEWQI.VI.HVWAK
MGI.SDGEWQI.VI.NVWG
MGLSDGEWQLVLNVWG RL
KVEADLAGHGQDVLIR IR
LFKGHPETLEKFDKFK FK
HLKTEADMKASEDLKK KH
HGNTVLTALGAILKKK KK
(Bottlenose dolphin)
    
```




3D structure



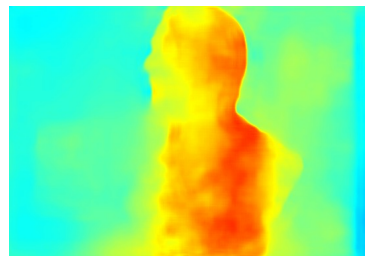
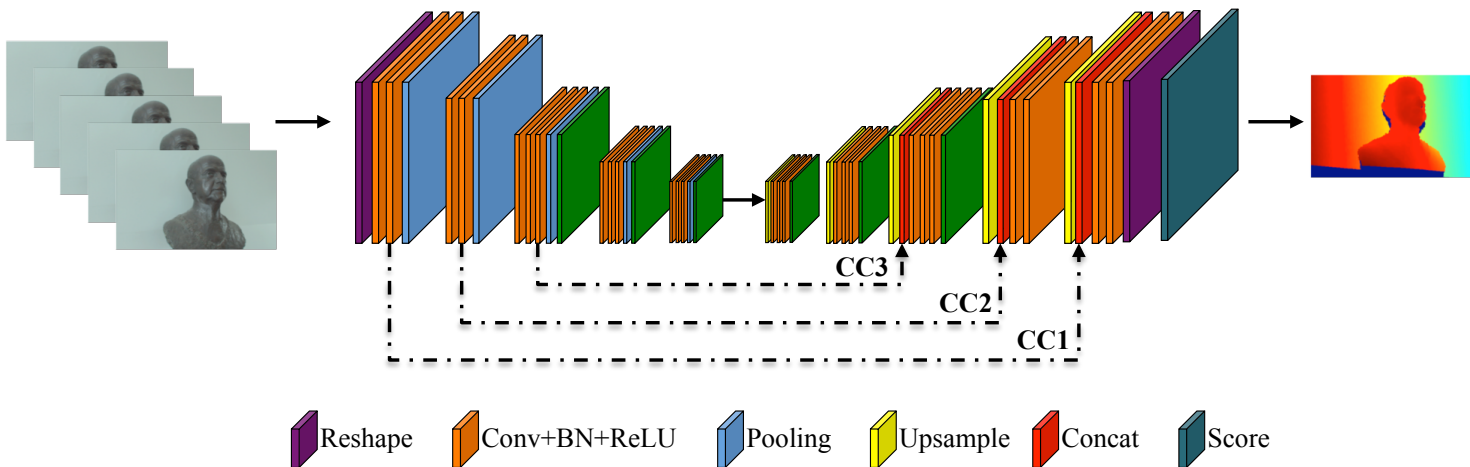
Contact map



Deep Learning at TUM



Deep Learning at TUM



Computer Vision at TUM

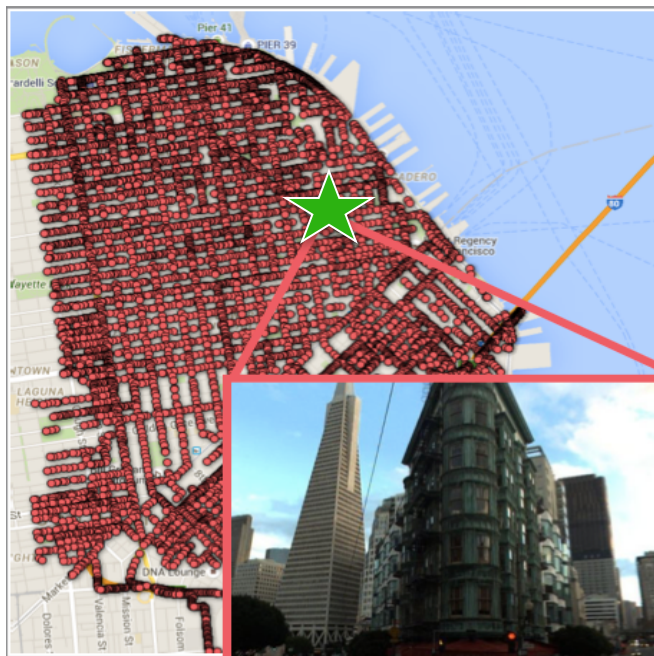


ScanNet Stats:

- Kinect-style RGB-D sensors
- 1513 scans of 3D environments
- 2.5 Mio RGB-D frames
- Dense 3D, crowd-source MTurk labels
- Annotations projected to 2D frames

Deep Learning at TUM

Map



Photo

Deep Learning for Computer Vision

About the lecture

- Theory: 13 lectures + special lectures
 - Every Tuesday (except in two days!!)
- Practice: 3 exercises, practical sessions
 - Every Thursday
- Project: 1 final project

<https://vision.in.tum.de/teaching/ss2017/dl4cv>

Grading system

- Theory: 13 lectures + special lectures
 - 60% of the final written exam
- Practice: 3 exercises, practical sessions
 - Bonus 0.3
- Project: 1 final project
 - 40% of the final written exam

<https://vision.in.tum.de/teaching/WS2017/dl4cv>

Theory lecture

- 3 lectures on Machine Learning Basics
- 3 lectures on Neural Networks
- 4 lectures on Convolutional Neural Networks
- 3 lectures on advanced topics (LSTM, GANs, RL)
- Special lectures: research, industry

<https://vision.in.tum.de/teaching/ss2017/dl4cv>

Slides

- Slides will be uploaded here:

[https://vision.in.tum.de/teaching/ws2017/dl4cv/
coursematerial](https://vision.in.tum.de/teaching/ws2017/dl4cv/coursematerial)

- Password: DL4CVws17
- Please DO NOT distribute!

Practical exercises

- Topics: Linear classifiers, multinomial regression, two-layer neural net.
- Begin: 02.11
- End: 15.11

- Topics: Fully connected nets, dropout, batch normalization.
- Begin: 16.11
- End: 29.11

- Topics: Convolutional neural networks, large-scale project with PyTorch.
- Begin: 30.11
- End: 13.12

Practical exercises

- Thursday (02.11): introduction of the exercise
- Next Thursday (09.11): Q&A session
- Wednesday (15.11): Delivery deadline at midnight
- Thursday (16.11): solution is discussed and new exercise is presented

FIXED DEADLINES!


Python

- IMPORTANT: get familiar with Python!
- Exercise 0: starting 17.10 until 02.11

<https://github.com/jrjohansson/scientific-python-lectures>

Final project

- Introduction: 14.12
- Project proposal due date: 19.12
- Starting date: 21.12
- Midterm handout is due: tba
- Due date: tba
- Poster presentation: tba
- Groups of 4



Final information

- Questions regarding the syllabus, exercises or contents of the lecture, use Moodle!
- Slides and exercises will be posted on Moodle
- No recordings will be made!
- Questions regarding organization of the course:

dl4cv@vision.in.tum.de

See you next Thursday!

- Lecture 2 will be held on Thursday!
- When: Friday 19th of October
- Where: MI Hörsaal 1 – Math/Informatics building

The Team

